



# CIRRELT

Centre interuniversitaire de recherche  
sur les réseaux d'entreprise, la logistique et le transport

Interuniversity Research Centre  
on Enterprise Networks, Logistics and Transportation

---

## Extreme Point-Based Heuristics for Three-Dimensional Bin Packing

Teodor Gabriel Crainic  
Guido Perboli  
Roberto Tadei

October 2007

CIRRELT-2007-41

**Bureaux de Montréal :**

Université de Montréal  
C.P. 6128, succ. Centre-ville  
Montréal (Québec)  
Canada H3C 3J7  
Téléphone : 514 343-7575  
Télécopie : 514 343-7121

**Bureaux de Québec :**

Université Laval  
Pavillon Palasis-Prince, local 2642  
Québec (Québec)  
Canada G1K 7P4  
Téléphone : 418 656-2073  
Télécopie : 418 656-2624

[www.cirrelt.ca](http://www.cirrelt.ca)

# Extreme Point-Based Heuristics for Three-Dimensional Bin Packing

Teodor Gabriel Crainic<sup>1,\*</sup>, Guido Perboli<sup>2</sup>, Roberto Tadei<sup>2</sup>

<sup>1</sup> Interuniversity Research Centre on Enterprise Networks, Logistics and Transportation (CIRRELT), Université de Montréal, C.P. 6128, succursale Centre-ville, Montréal, Canada H3C 3J7 and NSERC Industrial Research Chair in Logistics Management, Université du Québec à Montréal, C.P. 8888, succursale Centre-ville, Montréal, Canada H3C 3P8

<sup>2</sup> Department of Control and Computer Engineering, Politecnico di Torino, Corso Duca degli Abruzzi, 24, I-10129 Torino, Italy

**Abstract.** One of the main issues in addressing three-dimensional packing problems is finding an efficient and accurate definition of the points where to place the items inside the bins. The performance of exact and heuristic methods is actually strongly influenced by the choice of a placement rule. We introduce the Extreme Point concept and present a new Extreme Point-based rule for packing items inside a three dimensional container. The Extreme Point rule is independent from the particular packing problem addressed and can handle additional constraints, such as fixing the position of the items. The new Extreme Point rule is also used to derive new constructive heuristics for the Three-Dimensional Bin Packing problem. Extensive computational results show the effectiveness of the new heuristics compared to state-of-the-art results. Moreover, the same heuristics, when applied to the Two-Dimensional Bin Packing problem, outperforms those specifically designed for the problem.

**Keywords.** Three-dimensional packing, heuristics, bin packing.

**Acknowledgements.** This project has been partially supported by the Ministero dell'Università e della Ricerca (MUR), under the Progetto di Ricerca di Interesse Nazionale (PRIN) 2005 Sistemi di Infomobilità e Distribuzione Merci in Aree Metropolitane and by the Natural Sciences and Engineering Research Council of Canada (NSERC) through its Discovery Research Grant program

Results and views expressed in this publication are the sole responsibility of the authors and do not necessarily reflect those of CIRRELT.

Les résultats et opinions contenus dans cette publication ne reflètent pas nécessairement la position du CIRRELT et n'engagent pas sa responsabilité.

---

\* Corresponding author: Teodor-Gabriel.Crainic@cirrelt.ca

# 1 Introduction

One of the main issues in addressing multi-dimensional packing problems is the definition of the position where to place the items inside the container [16, 18, 26]. The performance in terms of computational efficiency and solution quality of exact and heuristic methods for multi-dimensional packing problems is actually very sensitive to the item-positioning rule [20]. While the issue is not relevant for mono-dimensional packing problems, it is harder to address in the three-dimensional case than in the two-dimensional one. Thus, the approaches used for two-dimensional problems cannot generally be extended to the three-dimensional case or, in the best case, the extension yields a packing where the volume of the bins is underutilized [16, 19].

We introduce a new rule for packing items inside a container, the Extreme Point (*EP*) rule, which is independent from the particular packing problem addressed. The *EP* rule can be applied to any 3D and 2D packing problem, as well as to packing problems with additional constraints, e.g., when the accommodation of the items must follow fixed positions inside the container. The new *EP* rule is also efficient relative to both the computational effort and the resulting container-volume utilization. On the one hand, the *EP*s of a given packing are polynomially computable. On the other hand, when applied within packing heuristics, the *EP* rule allows to significantly improve the utilization of the container volumes and, thus, the performance of the respective method.

We derive new *EP*-based heuristics to efficiently address the Three-Dimensional (*3D-BP*) and the Two-Dimensional (*2D-BP*) Bin Packing problems. Given a set of rectangular-shaped items  $i \in I$  with sizes  $w_i$ ,  $d_i$ , and  $h_i$ , and an unlimited number of containers of fixed sizes  $W$ ,  $D$ , and  $H$ , called bins, the *3D-BP* problem consists in orthogonally packing, without overlapping, all the items into the minimum number of bins. We assume that the items cannot be rotated. In the *2D-BP* problem, the heights  $h_i$  and  $H$  of items and bins, respectively, are ignored.

The *EP* idea is used to design modified versions of the well-known First Fit Decreasing (FFD) and Best Fit Decreasing (BFD) heuristics for the mono-dimensional *BP*. Extensive computational results show that the new *EP*-based constructive heuristics applied to benchmark test instances yield results that improve over those obtained by the existing constructive heuristics. Moreover, we derive an *EP*-based composite heuristics that, with a negligible computational effort, outperforms existing constructive heuristics for both the *3D-BP* and *2D-BP* problems, as well as state-of-the-art meta-heuristics and Branch & Bound methods.

The paper is organized as follows. Section 2 summarizes the methods previously proposed to place items into containers and solve the *3D-BP* problem. Extreme Points are introduced in Section 3, while Section 4 is dedicated to presenting the new constructive heuristics. Computational results are presented and discussed in Section 5.

## 2 Literature Review

We review the literature along two directions: first, the methods proposed to place items into a container; second, solution methods for the three-dimensional bin packing problem.

### 2.1 Placement of items into two and three-dimension containers

A first attempt to model multi-dimensional packings is due to Gilmore and Gomory [13]. They proposed a representation given by the enumeration of all the *patterns*, i.e., the subsets of items that could be accommodated into a container, given the problem constraints. The huge number of patterns that can be defined from a given set of items makes the approach appropriate for column-generation approaches only [13, 1].

Beasley [2] considered a formulation for 2D packings based on the discretization of the container’s surface into  $p \times q$  rectangles. The bottom-left corner of each item was then placed on the bottom-left corner of a rectangle. A similar representation was introduced by Hadjiconstantinou and Christofides [14], except that instead of explicitly partitioning the container into rectangles, they limited the set of coordinates each item could assume to  $p$  and  $q$  values. In both cases, the number of variables grows with the accuracy of the discretization. Therefore, such representation are principally used to compute upper bounds through Lagrangian relaxation and subgradient optimization.

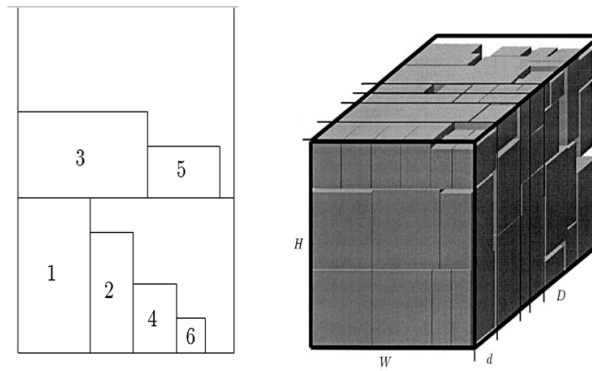


Figure 1: Shelf Packings in 2D and 3D

An approach often used for 2D-packing building consists in combining procedures designed for mono-dimensional problems and so-called *shelf* (or *layer*) methods [6, 3]. The items are first sorted and packed into “shelves” with sizes equal to the width of the box. The problem then reduces to solving a mono-dimensional packing instance. Indeed, a 2D packing can be obtained by placing the shelves into the containers according to the solution of a mono-dimensional packing problem, where the size of the items equals the depth of the shelves and the size of the mono-dimensional containers equals the depth  $D$  of the two-dimensional ones. The same approach can also be used to build 3D packings. Build first two-dimensional shelves by using any 2D algorithm and, then, arrange them

into the three-dimensional containers by solving a mono-dimensional packing problem, where the size of the items equals the height of the shelves and the size of the containers equals the height  $H$ . When the 2D shelves are also built according to the shelf approach, the method is known as *wall-building* [12, 27]. The drawback of the shelf approach is that it introduces guillotine cuts on the depth and height of the two and three-dimensional bins, respectively, leading to the underutilization of the containers. Figure 1 illustrates 2D and 3D packings obtained by means of the shelf approach.

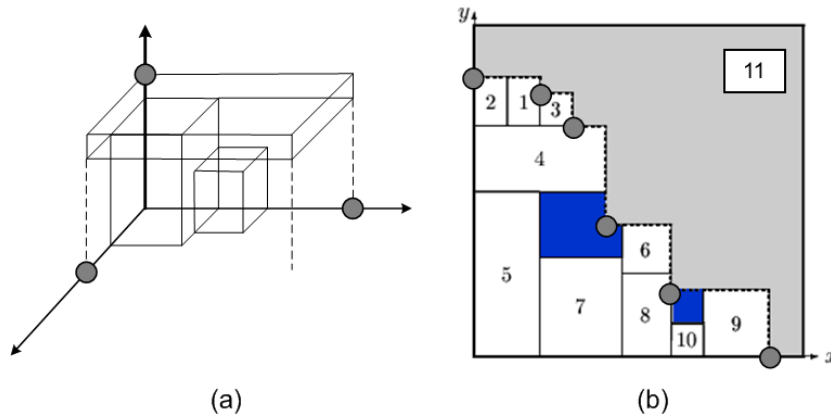


Figure 2: Corner Points in 3D and 2D Packings

Martello, Pisinger, and Vigo [21] defined *Corner Points* as the non-dominated locations where an item can be placed into an existing packing. In two dimensions, Corner Points are defined where the envelope of the items in the bin changes from vertical to horizontal (the large black dots in Figure 2b). Corner Points on the three-dimensional envelope can be found applying the two-dimensional algorithm for each distinct value of the height of the bin defined by the lower and upper terminal lines of each item (see Figure 2a for an example of Corner Points in three dimensions). A Corner Point set can be computed in  $O(n^2)$ . Martello, Pisinger, and Vigo [21] used this idea to design a Branch & Bound algorithm to verify whether a given set of items can be packed into a container or not. den Boef *et al.* [8] showed that the algorithm to compute the Corner Points presented in [21] may miss some feasible packings. Martello *et al.* [22] addressed this issue by providing a new version of the procedure to compute the Corner Points, as well as an updated version of the related Branch & Bound algorithm.

The utilization of Corner Points in Branch & Bound algorithms drastically reduces the number of partial solutions explored. Constructive heuristics using Corner Points can be inefficient in terms of container utilization, however, because the definition of Corner Points depends on the sequence of the accommodation of the items into the container. Consider, for example, the packing depicted in Figure 2b and item 11. According to the definition of the Corner Points, one can add the item on any of the large black dots. It is clear, however, that item 11 could also be placed into one of the shaded regions, which the Corner Points do not allow to exploit. The space lost in three dimensional packings could be significant, particularly when the sizes of the items vary a lot. Consider, for

example, Figure 2a where the placement of the large item on top of the packing causes a large volume below it to become unavailable for future items.

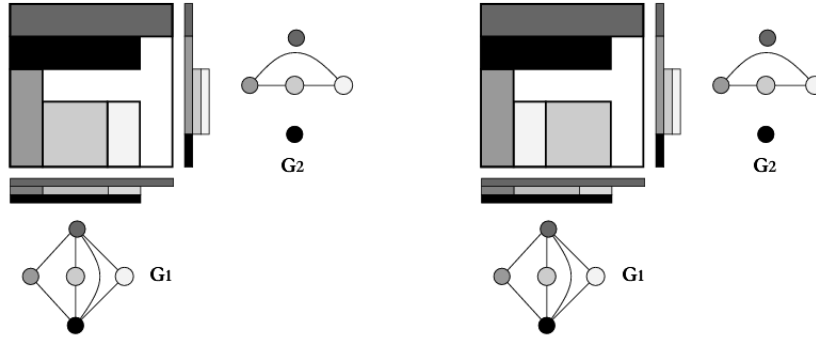


Figure 3: Packings and Associated Interval Graphs According to Fekete and Schepers

A graph-theoretical approach for the characterization of multi-dimensional packings has been proposed by Fekete and Schepers [10, 11]. The authors considered the relative positions of the items in a feasible packing and defined a graph describing the item “overlapping” according to the projection of the items on each orthogonal axis. More formally, let  $G_d(V, E_d)$  be the interval graph associated to the  $d^{\text{th}}$  axis. Each vertex of  $G_d(V, E_d)$  is associated to an item  $i$  in the container and a non-oriented edge  $(i, j)$  between two items  $i$  and  $j$  exists if and only if their projections on axis  $d$  overlap (see Figure 3). The authors proved necessary conditions on the interval graphs to define a feasible packing. Combined to good heuristics for dismissing infeasible subsets of items, this characterization was used to develop a two-level tree search [10]. According to computational results, mainly limited to 2D problems, this strategy outperforms previous methods. Unfortunately, however, the method cannot handle additional constraints on the packing, such as fixing the position of one or more items. No direct comparison with the Branch & Bound of Martello *et al.* [22] has been performed yet. The link between guillotine cuts and interval graphs has been analyzed by Perboli [26].

## 2.2 Solution methods for the 3D-BP problem

The first exact method for the 3D-BP problem, a two level Branch & Bound, was proposed by Martello, Pisinger, and Vigo [21]. The first search level assigned items to bins. At each node of the first-level tree, a second level Branch & Bound was used to verify whether the items assigned to each bin can be packed into it using current Corner Points (Subsection 2.1). The authors tested their procedure on 6 sets of instances with up to 90 items. Martello *et al.* [22] improved this Branch & Bound by fixing the procedure that verifies the Corner Points.

The first lower bounds for the 3D-BP problem have been presented by Martello, Pisinger, and Vigo [21]. Their best bound considered the items with width and height larger than  $p$  and  $q$ , respectively, and determined the subsets of items that, for geometric

reasons, can not be placed side by side. A new class of lower bounds has been introduced by Fekete and Schepers [10]. The authors extended the use of dual-feasible functions, initially introduced by Johnson [15], to two and three dimensional packing problems, including the *3D-BP* problem. The most recent lower bound, due to Boschetti [4], introduces new dual feasible functions. The bound dominates the bounds by Martello, Pisinger, and Vigo and by Fekete and Schepers.

A Tabu Search algorithm for the *2D-BP* problem was proposed by Lodi, Martello, and Vigo [17]. The algorithm consisted of two simple constructive heuristics to pack the items into bins, and a Tabu Search mechanisms to control the movement of items between bins. Two neighborhoods were considered to try to move an item from the weakest bin (i.e., the bin that appeared to be the easiest to empty) into another. Since the constructive heuristics produced guillotine packings, so did the overall algorithm. The authors generalized this approach to other variants of the *BP* problem, including the one considered in this paper [20].

Faroe, Pisinger, and Zachariasen presented a Guided Local Search (GLS) heuristic for the *3D-BP* problem [9]. Starting with an upper bound on the number of bins obtained by a greedy heuristic procedure, the algorithm iteratively decreased the number of bins, each time searching for a feasible packing using the GLS method. The process terminated when either a given time limit was reached or the current solution matched a precomputed lower bound. Computational experiments were reported for 2 and 3-dimension instances with up to 200 items.

Two constructive heuristics have been developed and tested for the *3D-BP* problem by Martello, Pisinger, and Vigo [21]. The first algorithm, called *S-Pack*, was based on a layer-building principle derived from the shelf approaches described in Subsection 2.1. The second heuristic, denoted *MPV-BS*, repeatedly filled one bin after the other by means of the Branch & Bound algorithm for the single container presented by the authors in the same paper. To reduce the computational time of the algorithm, the Branch & Bound is truncated by limiting the width of the tree.

Lodi, Martello, and Vigo presented a new shelf-based heuristic for the *3D-BP*, called *Height first - Area second (HA)* [19]. The algorithm was based on constructing two solutions and selecting the best. To obtain the first one, items were partitioned into clusters according to their height and a series of layers were obtained from each cluster. The layers were then packed into bins using the Branch & Bound algorithm by Martello and Toth for the *1D-BP* problem [23]. The second solution was obtained by ordering the items by non-increasing area of their base and building new layers. As previously, layers were packed into bins by solving a *1D-BP* problem. *HA* is the constructive heuristic that currently obtains the best results on the benchmark test problem instances.

Notice that none of the reviewed constructive heuristics has a polynomial computational effort. They actually use a Branch & Bound algorithm to pack the shelves (*S-Pack* and *HA*) or build the accommodation (*S-Pack*).

### 3 Extreme Points: An Efficient Rule for the Placement of Items in Three Dimensions

The main contribution of this paper is the introduction of a new accurate and efficient procedure to place items inside a container. The procedure is based on the concept of *Extreme Points (EPs)*. The Extreme Points idea extends the Corner Points concept. *EPs* provide the means to exploit the free space defined inside a packing by the shapes of the items already in the container. Figure 4 illustrates *EPs* in 3D and 2D packings.

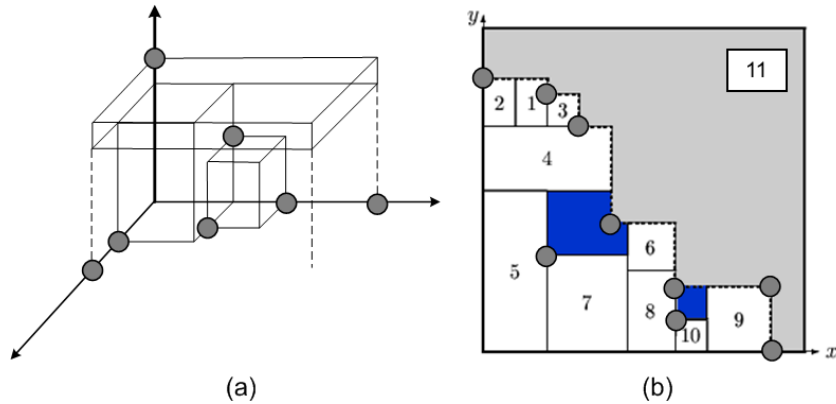


Figure 4: Example of Definition of Extreme Points in 3D and 2D Packings

The basic idea of the *EPs* is that when an item  $k$  with sizes  $w_k$ ,  $d_k$ , and  $h_k$  is added to a given packing and is placed with its left-back-down corner in position  $(x_k, y_k, z_k)$ , it generates a series of new potential points, the *EPs*, where additional items can be accommodated. The new *EPs* are generated by projecting the points with coordinates  $(x_k + w_k, y_k, z_k)$ ,  $(x_k, y_k + d_k, z_k)$ , and  $(x_k, y_k, z_k + h_k)$  on the orthogonal axes of the container. Figure 5 illustrates the concept.

Given a packing and the list *3DEPL* of Extreme Points defined by the items already in the packing, Algorithm 1 finds the new *EPs* that must be added to the list following the placement of item  $k$  in position  $(x_k, y_k, z_k)$ . The main idea of Algorithm 1 is as follows (to facilitate the reading of the paper, the pseudo-codes of all algorithms are presented in Appendix I):

- If the container is empty, the item is placed in position  $(0, 0, 0)$ , which generates three *EPs* in positions  $(w_k, 0, 0)$ ,  $(0, d_k, 0)$ , and  $(0, 0, h_k)$ ;
- Otherwise, the item is placed in position  $(x_k, y_k, z_k)$  and new *EPs* are obtained by projecting
  - Point  $(x_k + w_k, y_k, z_k)$  in the directions of the  $Y$  and  $Z$  axes,
  - Point  $(x_k, y_k + d_k, z_k)$  in the directions of the  $X$  and  $Z$  axes, and
  - Point  $(x_k, y_k, z_k + h_k)$  in the directions of the  $X$  and  $Y$  axes.



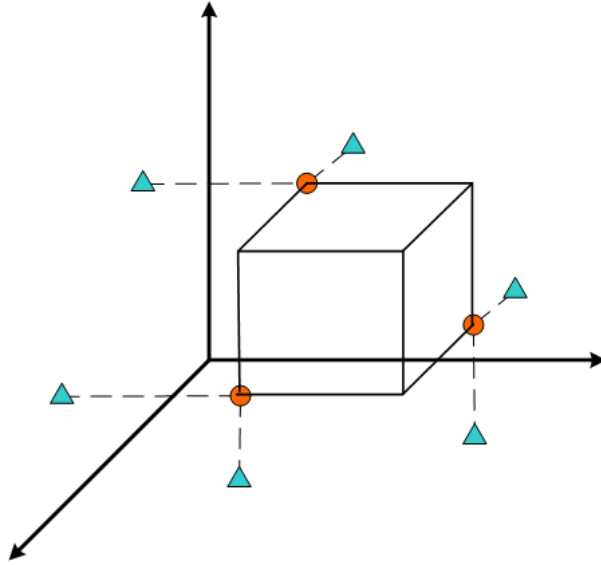


Figure 5: *EPs* defined by an item (the *EP* are the triangles)

Each point is projected on all items lying between item  $k$  and the wall of the container in the respective direction;

- If there are more than one item on which a point can be projected, the algorithm chooses the nearest one.

Algorithm 1 updates the *EPs* list, called *3DEPL*, every time an item is added and assumes knowledge of the *EPs* previously generated by the existing packing. It can therefore be used within constructive heuristics, where items are added to each container one after the other. The computational complexity of the updating procedure is given by Theorem 1.

**Theorem 1** *Given a 3D-BP problem instance and its set of items  $I$ , a sub-set of items  $I_{\bar{j}} \subseteq I$  already accommodated into a container  $\bar{j}$ , the corresponding list 3DEPL of Extreme Points ordered by non increasing values of their positions on  $z$ ,  $y$ , and  $x$  axes, and an item  $k$  that can be accommodated into the container (i.e., for which one knows already the point where it can be placed without overlapping any other item in the container), the time complexity of Algorithm 1 is  $O(|I_{\bar{j}}|)$ .*

**Proof.** Given item  $k$ , the Algorithm 1 generates six new *EPs*. For each item in  $I_{\bar{j}}$ , one may verify in constant time whether the position of the new Extreme Points must be updated. Thus, this verification phase is  $O(|I_{\bar{j}}|)$ . The new *EPs* are added to the list *3DEPL*. Because the list *3DEPL* is ordered, the insertion of the 6 new *EPs* requires  $6 * \ln(|I_{\bar{j}}|)$  operations and the time complexity of the overall process is  $O(|I_{\bar{j}}| + 6 * \ln(|I_{\bar{j}}|)) = O(|I_{\bar{j}}|)$ . ■

Notice that, because  $|I_{\bar{j}}|$  is at most equal to  $n$ , where  $n = |I|$  is the total number of items in the instance, the overall computational effort of Algorithm 1 is  $O(n)$ .

## 4 New *EP*-based Constructive Heuristics for the *3D-BP* Problem

The *First Fit Decreasing* (FFD) and the *Best Fit Decreasing* (BFD) procedures are constructive heuristics for the *1D-BP* problem. After an initial sorting of the items by non-increasing order of their volumes, the two heuristics differ in how items are loaded. FFD heuristics load the ordered items one after the other in the first bin where they fit. BFD heuristics try to load each item in the best bin, i.e., the bin which, after loading the item, has the maximum free volume, defined as the bin volume minus the sum of the volumes of the items it contains. Both heuristics create a new bin when the item cannot be accommodated in the existing bins. Despite their simplicity, the FFD and BFD heuristics offer good performances for the *1D-BP* problem and adapting them to the *3D-BP* problem appears an interesting perspective [23].

Unfortunately, extending the FFD and BFD heuristics to the *3D-BP* problem is far from trivial. On the one hand, while for the *1D-BP* case the ordering is done considering the unique attribute characterizing both items and bins, i.e., their volume, more choices exist in the *3D-BP* context. One may thus consider sorting items according to their width, height, or depth, as well as, derived from these attributes, according to their volume or the areas of their different faces. Consequently, the definition of the best bin in the BFD heuristic is not unique for the *3D-BP* problem. On the other hand, while the item accommodation does not need to be considered in the *1D-BP* problem, a 3D packing may vary significantly according to how items are placed inside the bin, even when the ordering of the items and the best-bin selecting rules are not changed.

In the following, we propose new constructive heuristics, denoted EP-FFD and EP-BFD, which extend the FFD and BFD heuristics, respectively, and place items into bins by using the Extreme Points. Both heuristics require the initial ordering of the items and sorting rules are described in Subsection 4.1. The EP-FFD and EP-BFD heuristics are then presented in Subsections 4.2 and 4.3, respectively.

### 4.1 Sorting the items

Different versions of the EP-FFD and EP-BFD heuristics can be defined by changing the ordering of the items. We tested several ordering rules. In the following, we present only those that experimentally yielded the best results.

- *Volume-Height*: Items are sorted by non-increasing values of their volume ( $w_i \times d_i \times h_i$ ). Items with the same volume are sorted by non-increasing values of their height  $h_i$ .
- *Height-Volume*: Items are sorted by non-increasing values of their height  $h_i$ . Items with the same height are sorted by non-increasing values of their volume ( $w_i \times d_i \times h_i$ ).

- *Area-Height*: Items are sorted by non-increasing values of their base area ( $w_i \times d_i$ ). Items with the same area are sorted by non-increasing values of their height  $h_i$ .
- *Clustered Area-Height*: Since two items have rarely the same base area, the second sorting criterion (“Height”) of the previous rule is not often used. In order to build more regular packings, in the *clustered* version of the Area-Height ordering rule, the bin area  $W \times D$  is separated into clusters defined by the intervals:

$$A_{j,\delta} = \left[ \frac{(j-1) \times WD}{100} \delta, \frac{j \times WD}{100} \delta \right].$$

where,  $W$  and  $D$  are the width and the depth of the bin, respectively, and  $\delta \in [1, 100]$ . Items are then assigned to clusters according to their base area and clusters are ordered by decreasing values of  $j$ . Items assigned to the same cluster are sorted by non-increasing values of their height  $h_i$ .

- *Height-Area*: Items are sorted by non-increasing values of their height. Items having the same height are sorted by non-increasing values of their base area ( $w_i \times d_i$ ).
- *Clustered Height-Area*: This rule is a variant of the previous one where, given a value  $\delta \in [1, 100]$ , the height  $H$  of the bin is separated into clusters defined by the intervals:

$$h_{j,\delta} = \left[ \frac{(j-1) \times H}{100} \delta, \frac{j \times H}{100} \delta \right].$$

Items are then assigned to clusters according to their height and clusters are ordered by decreasing values of  $j$ . Items assigned to the same cluster are sorted by non-increasing values of their base area ( $w_i \times d_i$ ).

## 4.2 Extreme Point First Fit Decreasing heuristics

The *Extreme Points First Fit Decreasing* (EP-FFD) heuristic sorts the items according to a rule that can be externally specified. First, the algorithm verifies whether the item dimension is compatible with the bin size and discards it if it is not. A compatible item is loaded into the first existing bin where it fits; A new bin is created if the item cannot be loaded into any of the existing bins. To verify whether an item can be accommodated into a bin, the EP-FFD heuristics places it on the *EPs* of the existing packing. An item can be accommodated on an *EP* if, after placing its left-back-down corner on it, it does not overlap any other item previously accommodated into the bin. If an item can be placed on more than one *EP* inside the bin, the one with the lowest  $z$ ,  $y$ ,  $x$  coordinates (in this order) is chosen. Every time an item is added, the EP-FFD heuristic is used to update the list of the *EPs*.

**Theorem 2** *Given a 3D-BP problem instance  $I$  with  $n$  items, Algorithm EP-FFD has a time complexity of  $O(n^3)$ .*

**Proof.** The EP-FFD heuristic tries to put each item into one of the existing bins. It thus verifies, for each  $EP$  in each bin, whether the item can be accommodated on the given  $EP$ . Recall that each item previously accommodated into a bin generates at most 6  $EP$ s (Algorithm 1). Consequently, assuming there are  $m < n$  items already placed into the bins, adding a new item  $k$  to the current solution requires the evaluation of at most  $6m$   $EP$ s. The evaluation consists in cycling on the items already into the bin and verifying whether item  $k$  overlaps any of them. This task can be accomplished in  $|I_b|$ , where  $I_b$  is the set of items previously accommodated in the bin  $b$ . It is clear that the worst case occurs when the algorithm has to check all the  $m$  items and thus, in the worst case,  $6m^2$  steps are required. When the item  $k$  cannot be placed in one of the existing bins, a new bin is created and the item is accommodated into it in constant time.

Let  $\bar{b}$  be the bin where item  $k$  has been accommodated. According to Theorem 1, to update the  $EP$  list of  $\bar{b}$  requires  $m$  steps in the worst case (i.e., when all the  $m$  items have been accommodated into the same bin). Thus, at most  $O(6m^2 + m)$  steps are required to accommodate a new item  $k$ . Since the process is repeated for each item in  $I$ , Algorithm EP-FFD takes  $O(n^3)$ . ■

### 4.3 Extreme Point Best Fit Decreasing heuristics

The *Extreme Point Best Fit Decreasing* (EP-BFD) heuristic sorts the items according to a rule that can be externally specified. First, the algorithm verifies whether the item dimension is compatible with the bin size and discards it if it is not. A compatible item is loaded on the  $EP$  of the existing bin that maximizes a *merit function* measuring *the best bin and the best position* where the item can be accommodated. Recall that, an item can be accommodated on an  $EP$  if, after placing its left-back-down corner on it, it does not overlap any other item previously accommodated into the bin. For each  $EP$  where the item can be accommodated, a *merit function* is computed. If an item can be placed on more than one  $EP$ , the one with the best merit function value is chosen. If the item cannot be loaded into any of the existing bins, a new bin is created. Every time an item is added, Algorithm 1 is used to update the list of the  $EP$ s of the bin.

Consider a bin  $b$  and an item  $k$ , of dimensions  $w_k$ ,  $d_k$ , and  $h_k$ , to be loaded into the bin  $b$ . Let  $e$  represent an  $EP$  in  $b$  with coordinates  $(x_e, y_e, z_e)$ . We tested several merit functions  $f_b$ :

- *Minimize the free volume after accommodating the item (FV)*. This is the merit-function definition that is most similar to the one used in the *1D-BP* case. We place the item into the bin which, once the item is in, displays the minimum amount of volume left. The merit function is defined as follows:

$$f_b = V_b - \sum_{i \in b} v_i - v_k,$$

where  $V_b$  is the volume of the bin  $b$  and  $v_i$  is the item volume. The main disadvantage of this merit function is that it does not use the information given by the

accommodation of the items inside the bin. Moreover, each *EP* in the bin has the same merit value.

- *Minimize the maximum packing size on the X and Y axes (MP)*. Each item is placed on the position that minimizes the size increase (if any) on the *X* and *Y* axes of the resulting accommodation. Formally, the merit function is defined as follows:

- The *X* axis

$$f_b = \begin{cases} (x_e + w_k - W_{MP}) & \text{if } x_e + w_k > W_{MP} \\ 0 & \text{otherwise} \end{cases}$$

- The *Y* axis

$$f_b = \begin{cases} (y_e + d_k - D_{MP}) & \text{if } y_e + d_k > D_{MP} \\ 0 & \text{otherwise,} \end{cases}$$

where  $W_{MP}$  and  $D_{MP}$  are the dimensions of the minimum box envelope of the items accommodated before  $k$  in the bin.

- *Level the packing on X and Y axes (LEV)*. This rule is a modified version of the previous one. It aims to level the packing on the *X* and *Y* axes, i.e., if the item added increases the packing size, the *EP* yielding the minimum increase is chosen. Otherwise, we consider the *EP* that minimizes the distance between the side of the minimum box envelope of the packing and the side of the accommodated item. In this case the merit function that determines the best place for the accommodation is:

- The *X* axis

$$f_b = \begin{cases} (x_e + w_k - W_{MP})C & \text{if } x_e + w_k > W_{MP} \\ (W_{MP} - (x_e + w_k)) & \text{otherwise} \end{cases}$$

- The *Y* axis

$$f_b = \begin{cases} (y_e + d_k - D_{MP})C & \text{if } y_e + d_k > D_{MP} \\ (D_{MP} - (y_e + d_k)) & \text{otherwise,} \end{cases}$$

where  $C > \max\{W, D\}$  is a high penalty on the increase of the dimensions  $W_{MP}$  and  $D_{MP}$  due to the new item.

- *Maximize the utilization of the EPs' Residual Space*. The *Residual Space (RS)* measures the free space available around an *EP*. Roughly speaking, the *RS* of an *EP* is the distance, along each axis, from the bin edge or the nearest item. The nearest item can be different on each axis. More precisely, when an *EP* is created, its *Residual Space* on each axis is set equal to the distance from its position to the

side of the bin along that axis (See Figure 6a). Every time an item is added to the packing, the  $RS$  of all  $EPs$  are updated by means of Algorithm 2. Figure 6b illustrates the concept. For “complex” packings, the  $RS$  gives only an estimate of the effective volume available around the  $EPs$  and, thus, potential overlaps with other items have to be verified when accommodating a new item on the chosen  $EP$ .

The *merit function* puts an item on the  $EP$  that minimizes the difference between its  $RS$  and the item dimension:

$$f_b = [(RS_e^x - w_k) + (RS_e^y - d_k) + (RS_e^z - h_k)],$$

where  $RS_e^x$ ,  $RS_e^y$ , and  $RS_e^z$  are the  $RSs$  on  $X$ ,  $Y$ , and  $Z$  axes, respectively.

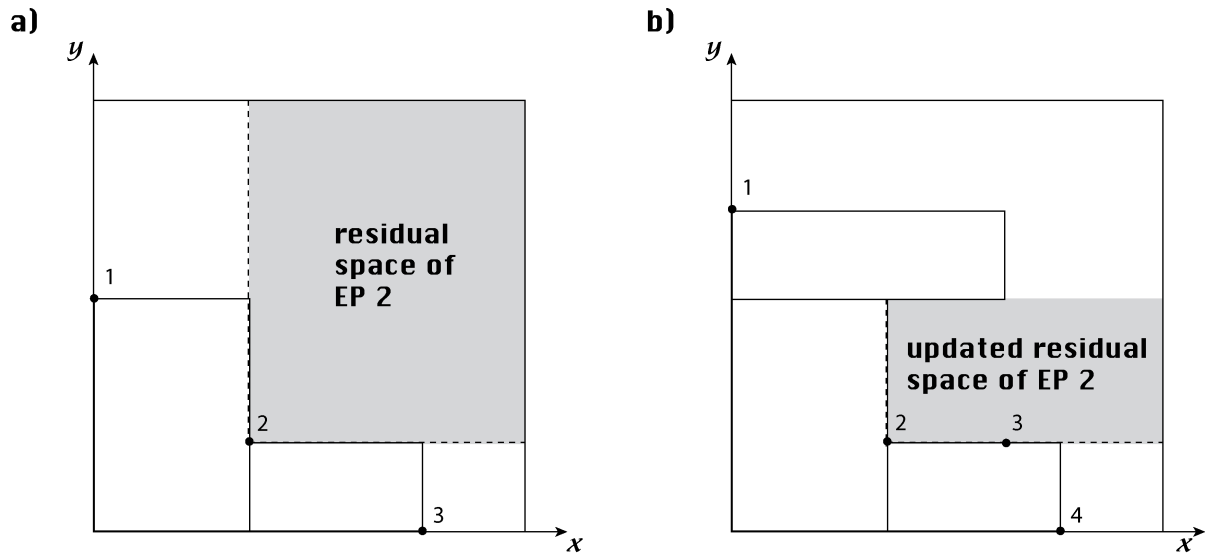


Figure 6: Example of *Residual Space* Definition

When item  $k$  is added to the packing, the  $RSs$  are updated (see Algorithm 2 in Appendix I) in  $O(n)$ .

**Theorem 3** *Given an instance  $I$  of the 3D-BP problem with  $n$  items, the EP-BFD heuristic has a time complexity of  $O(n^3 + n * \max\{n, O(UMF)\})$ , where  $O(UMF)$  is the complexity of the function which updates the merit function relative to a bin.*

**Proof.** The EP-BFD heuristic tries to place each item into an existing bin. It verifies, for each  $EP$  of each bin, whether the item can be accommodated on it. Each item previously accommodated in the bin generates at most 6  $EPs$  (Algorithm 1). Consequently, adding the item  $k$  to the bin  $b$  that already contains  $|I_b|$  items requires the verification of  $6|I_b|$   $EPs$ . The verification consists in cycling on the items previously accommodated into the bin to which the  $EP$  belongs and testing whether the item  $k$  overlaps any other item in

the packing. This task can be accomplished in  $|I_b|$  time. If  $m < n$  items are already in the bin, one must verify at most all the  $m$  items, requiring  $6m^2$  steps to try to place item  $k$  on all the existing *EPs*. When the item cannot be placed into the existing bins, a new bin is allocated and the item is accommodated into it in constant time.

Let  $\bar{b}$  be the bin where item  $k$  has been accommodated. The list of the *EPs* of  $\bar{b}$  is then updated in  $O(m)$  (Theorem 1), while updating the merit function of the items loaded in  $\bar{b}$  requires  $O(UMF)$  time. At most  $O(6m^2 + \max\{m, O(UMF)\})$  steps are thus required to accommodate the item  $k$  and, since the process is repeated for each item in  $I$ , Algorithm EP-BFD takes  $O(n^3 + n * \max\{n, O(UMF)\})$ . ■

**Lemma 4** *Given an instance of the 3D-BP problem, Algorithm EP-BFD has a time complexity of  $O(n^3)$  when it embeds one of the merit functions presented in Subsection 4.3.*

All the merit functions can be updated in constant time, with the exception of the one based on Residual Space, which requires  $O(n)$  (the Residual Space of each *EP* must be updated - Algorithm 2). Thus, the time complexity of the *UMF* procedure is  $O(n)$  for the merit functions presented in Section 4.3 and Algorithm EP-BFD is  $O(n^3)$  by Theorem 3.

## 5 Computational Results

In this section, we analyze the computational results according to two different viewpoints. Subsection 5.2 is dedicated to the analysis of the *EP* concept through a comparison of the constructive heuristics using the *CPs* and the *EPs*, respectively. Secondly, the results of the EP-FFD and EP-BFD heuristics are discussed. We start by comparing different versions of the EP-FFD and EP-BFD heuristics obtained by changing the sorting rules (Subsections 5.3 and 5.4). A composite heuristic using the most effective sorting rules, denoted the C-EPBFD heuristic, is proposed in Subsection 5.5. The performance of the C-EPBFD heuristic is compared in Subsection 5.6 to that of all the existing constructive heuristics, as well as to that of more complex methods such as Branch & Bound and meta-heuristic algorithms for the *3D-BP* problem. Moreover, the C-EPBFD heuristic is also applied to the *2D* version of the *BP* problem, its results being compared to those of the best algorithms explicitly designed for the *2D-BP* problem.

### 5.1 Test problems

Experiments were carried on standard benchmark instances for the 2D and 3D cases.

#### 5.1.1 3D instances

The instances used for the *3D-BP* problem came from Martello, Pisinger, and Vigo [21]. For Classes *I* to *V*, the bin size is  $W = H = D = 100$  and the following five types of items are considered:

- *Type 1*:  $w_j$  uniformly random in  $[1, \frac{1}{2}W]$ ,  $h_j$  uniformly random in  $[\frac{2}{3}H, H]$ ,  $d_j$  uniformly random in  $[\frac{2}{3}D, D]$ ;
- *Type 2*:  $w_j$  uniformly random in  $[\frac{2}{3}W, W]$ ,  $h_j$  uniformly random in  $[1, \frac{1}{2}H]$ ,  $d_j$  uniformly random in  $[\frac{2}{3}D, D]$ ;
- *Type 3*:  $w_j$  uniformly random in  $[\frac{2}{3}W, W]$ ,  $h_j$  uniformly random in  $[\frac{2}{3}H, H]$ ,  $d_j$  uniformly random in  $[1, \frac{1}{2}D]$ ;
- *Type 4*:  $w_j$  uniformly random in  $[\frac{1}{2}W, W]$ ,  $h_j$  uniformly random in  $[\frac{1}{2}H, H]$ ,  $d_j$  uniformly random in  $[\frac{1}{2}D, D]$ ;
- *Type 5*:  $w_j$  uniformly random in  $[1, \frac{1}{2}W]$ ,  $h_j$  uniformly random in  $[1, \frac{1}{2}H]$ ,  $d_j$  uniformly random in  $[1, \frac{1}{2}D]$ .

For each of the first five classes, the items are:

- *Class I*: type 1 with probability 60%, type 2, 3, 4, 5 with probability 10% each;
- *Class II*: type 2 with probability 60%, type 1, 3, 4, 5 with probability 10% each;
- *Class III*: type 3 with probability 60%, type 1, 2, 4, 5 with probability 10% each;
- *Class IV*: type 4 with probability 60%, type 1, 2, 3, 5 with probability 10% each;
- *Class V*: type 5 with probability 60%, type 1, 2, 3, 4 with probability 10% each.

Classes from *VI* to *VIII* were generated as follows:

- *Class VI*:  $w_j$ ,  $h_j$  and  $d_j$  uniformly random in  $[1,10]$  and  $W = H = D = 10$ ;
- *Class VII*:  $w_j$ ,  $h_j$  and  $d_j$  uniformly random in  $[1,35]$  and  $W = H = D = 40$ ;
- *Class VIII*:  $w_j$ ,  $h_j$  and  $d_j$  uniformly random in  $[1,100]$  and  $W = H = D = 100$ .

For each class (i.e., I, IV, V, VI, VII, and VIII), we considered instances with a number of items equal to 50, 100, 150, and 200. Given a class and an instance size, we generated 10 different problem instances based on different random seeds. Bins are cubic in all instances. Following the experimental protocol of [21], [9] and [7], we did not consider the classes II and III because these have properties similar to those of class I.

### 5.1.2 2D instances

For the *2D-BP* problem, we considered ten classes of problems from [3] and [24] (the code of the generator and the instances are available at <http://www.or.deis.unibo.it/research.html>). The first six classes have been proposed by Berkey and Wang [3]:

- *Class I*:  $w_j$  and  $h_j$  uniformly random in  $[1,10]$  and  $W = H = 10$ ;



- *Class II*:  $w_j$  and  $h_j$  uniformly random in  $[1,10]$  and  $W = H = 30$ ;
- *Class III*:  $w_j$  and  $h_j$  uniformly random in  $[1,35]$  and  $W = H = 40$ ;
- *Class IV*:  $w_j$  and  $h_j$  uniformly random in  $[1,35]$  and  $W = H = 100$ ;
- *Class V*:  $w_j$  and  $h_j$  uniformly random in  $[1,100]$  and  $W = H = 100$ ;
- *Class VI*:  $w_j$  and  $h_j$  uniformly random in  $[1,100]$  and  $W = H = 300$ .

In each class, all the item sizes were generated within the same interval. Martello and Vigo [24] have proposed more realistic test cases where items are classified into four types:

- *Type 1*:  $w_j$  uniformly random in  $[\frac{2}{3}W, W]$ ,  $h_j$  uniformly random in  $[1, \frac{1}{2}H]$ ;
- *Type 2*:  $w_j$  uniformly random in  $[1, \frac{1}{2}W]$ ,  $h_j$  uniformly random in  $[\frac{2}{3}H, H]$ ;
- *Type 3*:  $w_j$  uniformly random in  $[\frac{1}{2}W, W]$ ,  $h_j$  uniformly random in  $[\frac{1}{2}H, H]$ ;
- *Type 4*:  $w_j$  uniformly random in  $[1, \frac{1}{2}W]$ ,  $h_j$  uniformly random in  $[1, \frac{1}{2}H]$ .

The bin sizes are  $W = H = 100$  for all test classes, while the items are defined according to the following rules:

- *Class VII*: type 1 with probability 70%, type 2, 3, 4 with probability 10% each;
- *Class VIII*: type 2 with probability 70%, type 1, 3, 4 with probability 10% each;
- *Class IX*: type 3 with probability 70%, type 1, 2, 4 with probability 10% each;
- *Class X*: type 4 with probability 70%, type 1, 2, 3 with probability 10% each.

For each class, we considered instances with a number of items equal to 20, 40, 60, 80, and 100. For each class and item size, 10 instances were generated.

We directly applied our heuristics for the *3D-BP* problem to these 2D instances by adapting them as follows:

- The  $X$  and  $Y$  dimensions of the three-dimensional instances were set to the  $X$  and  $Y$  sizes of the two-dimensional ones, respectively;
- The  $Z$  dimensions of the items of the three-dimensional instances were set equal to the  $Z$  size of the three-dimensional bin.

## 5.2 An Extreme versus Corner Points comparison

In order to compare the *CP* and *EP* concepts, we developed a version of the FFD heuristics where the *CPs* are used for the placement of the items instead of the *EPs*.

We tested the CP-FFD and EP-FFD heuristics using the sorting rules presented in Section 4.1, as well as the no-sorting rule, according to which items are not sorted. The last rule is used, for example, for on-line problems, when one does not know in advance the set of items to load. Seven versions of the CP-FFD and the EP-FFD heuristics were thus obtained.

| Class | Bins | n   | No sort | Height<br>Volume | Volume<br>Height | Area<br>Height | Height<br>Area | Clustered<br>Area<br>Height | Clustered<br>Height<br>Area |
|-------|------|-----|---------|------------------|------------------|----------------|----------------|-----------------------------|-----------------------------|
| 1     | 100  | 50  | -11.59% | -1.30%           | -8.02%           | -3.36%         | -3.23%         | -2.10%                      | -3.50%                      |
|       |      | 100 | -7.30%  | -3.00%           | -6.98%           | -2.08%         | -3.01%         | -1.06%                      | -2.84%                      |
|       |      | 150 | -9.05%  | -2.93%           | -5.65%           | -2.49%         | -3.40%         | -3.29%                      | -3.83%                      |
| 4     | 100  | 200 | -4.44%  | -3.33%           | -5.75%           | -3.62%         | -3.16%         | -2.76%                      | -3.15%                      |
|       |      | 50  | -1.00%  | -0.33%           | -0.66%           | 0.00%          | -0.33%         | 0.00%                       | 0.00%                       |
|       |      | 100 | -1.47%  | -0.17%           | -0.99%           | 0.00%          | -0.17%         | 0.00%                       | 0.00%                       |
| 5     | 100  | 150 | -0.23%  | -0.11%           | -0.90%           | 0.00%          | -0.11%         | 0.00%                       | 0.00%                       |
|       |      | 200 | 0.00%   | 0.00%            | -0.83%           | 0.00%          | -0.17%         | 0.00%                       | 0.00%                       |
|       |      | 50  | -10.62% | -4.26%           | -10.62%          | -4.17%         | -4.26%         | -3.41%                      | -5.62%                      |
| 6     | 10   | 100 | -9.14%  | -2.92%           | -11.44%          | -4.73%         | -3.49%         | -3.11%                      | -4.94%                      |
|       |      | 150 | -8.61%  | -1.72%           | -10.55%          | -7.20%         | -2.59%         | -7.08%                      | -4.50%                      |
|       |      | 200 | -8.99%  | -4.06%           | -10.50%          | -6.94%         | -3.16%         | -5.63%                      | -6.31%                      |
| 7     | 40   | 50  | -10.69% | -2.59%           | -13.53%          | -7.02%         | -1.80%         | -5.56%                      | -4.63%                      |
|       |      | 100 | -15.35% | -7.46%           | -13.49%          | -9.42%         | -5.56%         | -8.41%                      | -6.57%                      |
|       |      | 150 | -11.50% | -6.16%           | -9.78%           | -8.88%         | -4.60%         | -6.25%                      | -7.08%                      |
| 8     | 100  | 200 | -9.39%  | -5.43%           | -7.37%           | -9.20%         | -5.90%         | -7.42%                      | -7.11%                      |
|       |      | 50  | -16.07% | -9.78%           | -15.18%          | -8.99%         | -10.99%        | -7.23%                      | -4.88%                      |
|       |      | 100 | -17.28% | -9.82%           | -11.05%          | -15.57%        | -11.88%        | -11.84%                     | -12.08%                     |
| 8     | 100  | 150 | -18.83% | -10.00%          | -22.35%          | -19.47%        | -9.13%         | -14.57%                     | -15.58%                     |
|       |      | 200 | -14.00% | -9.51%           | -11.66%          | -16.03%        | -8.72%         | -13.79%                     | -13.24%                     |
|       |      | 50  | -12.12% | -3.67%           | -4.84%           | -6.48%         | -4.55%         | -4.00%                      | -5.00%                      |
| 8     | 100  | 100 | -12.05% | -4.13%           | -12.40%          | -4.67%         | -5.02%         | -6.28%                      | -4.37%                      |
|       |      | 150 | -15.18% | -6.44%           | -14.24%          | -10.51%        | -5.14%         | -10.60%                     | -8.24%                      |
|       |      | 200 | -14.25% | -7.07%           | -15.75%          | -13.40%        | -7.12%         | -11.55%                     | -9.48%                      |

Table 1: Corner versus Extreme Points Performance for Different FFD Heuristics

Table 1 displays the performance gap measures comparing the various heuristics using the *EPs* and the *CPs*. The gaps were computed as  $(mean_{EP} - mean_{CP})/mean_{CP} * 100$ , where  $mean_{EP}$  and  $mean_{CP}$  were the mean values obtained by the given FFD heuristics over 10 instances using the *EPs* and the *CPs*, respectively. A negative value thus corresponds to better results of the *EP*-based version of the heuristics compared to the results of the *CP*-based version. Column 1 gives the instance type, bin dimensions, and the number of items. Column 2 presents the mean results when no sorting algorithm was used. Columns 3-6 present the mean results when height-volume, volume-height, area-height, and height-area sorting rules were used, respectively. The results of the clustered area-height and height-area sorting rules are reported in Columns 7 and 8, respectively. Computational times were negligible and, thus, are not reported.

The results displayed in Table 1 seem to indicate that using *EPs* allows to better exploit the available volume of the bin and support the claim that *EP*-based FFD heuristic procedures are more efficient than *CP*-based ones. Differences in performance among problem classes are mainly due to the different relationships between the dimensions of items and bins. When items are big, there are not many possibilities of placing them side by side and, consequently, using *EPs* or *CPs* does not impact the performance so much.

The improvement yielded by using the *EPs* is more significant when the items are small compared to the bin size. This is the case, for example, for Class V, which includes the instances considered as the most difficult to solve. Finally, notice that, when no initial ordering is imposed on the items, as in on-line packing problems, the number of bins can be reduced by up to 18%.

### 5.3 Comparing the different versions of the EP-FFD heuristic

We now present the results of extensive computational testing of the EP-FFD heuristics using different sorting rules. The issue of parameter tuning for best results is also addressed.

| Class        | Bins         | n                  | No sort      | Height Volume | Volume Height | Area Height  | Height Area  | Clustered Area Height | Clustered Height Area |
|--------------|--------------|--------------------|--------------|---------------|---------------|--------------|--------------|-----------------------|-----------------------|
| 1            | 100          | 50                 | 14.6         | 15            | 14.4          | 14.4         | 15           | 14                    | 13.8                  |
|              |              | 100                | 29.2         | 29.2          | 29.5          | 28.3         | 29           | 27.9                  | 27.4                  |
|              |              | 150                | 40.1         | 39.9          | 40.3          | 39.2         | 39.8         | 38.1                  | 37.7                  |
|              |              | 200                | 55.9         | 55.6          | 55.7          | 53.2         | 55.1         | 53                    | 52.3                  |
|              |              | <b>Class total</b> | <b>139.8</b> | <b>139.7</b>  | <b>139.9</b>  | <b>135.1</b> | <b>138.9</b> | <b>133.0</b>          | <b>131.2</b>          |
| 4            | 100          | 50                 | 29.7         | 30.1          | 29.9          | 30           | 29.5         | 29.5                  |                       |
|              |              | 100                | 60.2         | 59.6          | 60.4          | 59.7         | 59.6         | 59                    | 59                    |
|              |              | 150                | 88.5         | 88.3          | 88.6          | 88.4         | 88.3         | 86.9                  | 86.9                  |
|              |              | 200                | 119.9        | 120.1         | 119.6         | 120.3        | 120          | 119                   | 118.9                 |
|              |              | <b>Class total</b> | <b>298.3</b> | <b>298.1</b>  | <b>298.5</b>  | <b>298.4</b> | <b>297.9</b> | <b>294.4</b>          | <b>294.3</b>          |
| 5            | 100          | 50                 | 10.1         | 9             | 10            | 9.2          | 9            | 8.5                   | 8.4                   |
|              |              | 100                | 18.1         | 16.7          | 17.8          | 16.1         | 16.6         | 15.7                  | 15.4                  |
|              |              | 150                | 24.4         | 22.9          | 24.5          | 21.9         | 22.6         | 21                    | 21.1                  |
|              |              | 200                | 32.5         | 30.7          | 32.6          | 29.5         | 30.5         | 28.5                  | 28.2                  |
|              |              | <b>Class total</b> | <b>85.1</b>  | <b>79.3</b>   | <b>84.9</b>   | <b>76.7</b>  | <b>78.7</b>  | <b>73.7</b>           | <b>73.1</b>           |
| 6            | 10           | 50                 | 11.7         | 10.9          | 11.7          | 10.6         | 10.9         | 10.2                  | 10.1                  |
|              |              | 100                | 21.7         | 21.2          | 22            | 20.2         | 20.5         | 19.6                  | 19.8                  |
|              |              | 150                | 33           | 31.8          | 34.2          | 30.8         | 31           | 29.9                  | 30.2                  |
|              |              | 200                | 44.4         | 41.5          | 44            | 39.5         | 39.8         | 38.6                  | 38.8                  |
|              |              | <b>Class total</b> | <b>110.8</b> | <b>105.4</b>  | <b>111.9</b>  | <b>101.1</b> | <b>102.2</b> | <b>98.3</b>           | <b>98.9</b>           |
| 7            | 40           | 50                 | 9.4          | 8.2           | 9.3           | 8.1          | 8.1          | 7.6                   | 7.7                   |
|              |              | 100                | 15.9         | 14.6          | 15.6          | 14.1         | 14.1         | 13.4                  | 13.3                  |
|              |              | 150                | 19.3         | 19.2          | 19.7          | 18.2         | 18.9         | 16.9                  | 16.9                  |
|              |              | 200                | 30           | 28.1          | 30.2          | 26.2         | 27.2         | 25                    | 24.9                  |
|              |              | <b>Class total</b> | <b>74.6</b>  | <b>70.1</b>   | <b>74.8</b>   | <b>66.6</b>  | <b>68.3</b>  | <b>62.9</b>           | <b>62.8</b>           |
| 8            | 100          | 50                 | 11.6         | 10.5          | 11.6          | 10.1         | 10.5         | 9.6                   | 9.5                   |
|              |              | 100                | 22           | 20.9          | 22.1          | 20.3         | 20.8         | 19.4                  | 19.7                  |
|              |              | 150                | 28.5         | 27.4          | 28.4          | 26.4         | 27.7         | 25.4                  | 25.5                  |
|              |              | 200                | 35.4         | 33.9          | 35.4          | 32.2         | 33.9         | 31.4                  | 31.5                  |
|              |              | <b>Class total</b> | <b>97.5</b>  | <b>92.7</b>   | <b>97.5</b>   | <b>89.0</b>  | <b>92.9</b>  | <b>85.8</b>           | <b>86.2</b>           |
| <b>Total</b> | <b>806.1</b> | <b>785.3</b>       | <b>807.5</b> | <b>766.9</b>  | <b>778.9</b>  | <b>748.1</b> | <b>746.5</b> |                       |                       |

Table 2: Results of the EP-FFD Heuristic

The results are summarized in Table 2, which columns have the same meaning as those of Table 1 and each value is the average result of ten instances belonging to the same class. For each class of instances, the row *Class total* reports the number of bins obtained as the sum of the results of the class instances. The last row of the table displays the total number of bins used, computed as the sum of the *Class total* values in the column. The results of the clustered area-height and height-area sorting rules were obtained cycling on the same instance for all the values of the cluster size  $\delta \in [1, 100]$  and considering the best solution among all the  $\delta$  values. Similarly to the previous set of experiments, computational times are negligible and, thus, are not reported. In general, EP-FFD runs in less than  $10^{-2}$  seconds for the non-clustered versions and in less than half a second for the clustered ones.

The experimental results indicate that the *clustered area-height* and the *clustered height-area* are the best sorting rules. These rules are complementary, in the sense that they yield their best results on different instances, while outperforming the corresponding versions without clustering. This follows from the fact that the sorting rules without clustering introduce an ordering based mainly on the first parameter (e.g., the height in the height-area), neglecting the others. Clustering, on the other hand, allows to refine the order implied by the first criterion. Consider, for example, a set of items that are equal in height but have different base areas. The height-area sorting rule would pack all these items together even though they are dissimilar in base area. The clustered version avoids this situation by using the second sorting parameter to build more homogeneous packings of items that are almost equal in height and have similar base areas.

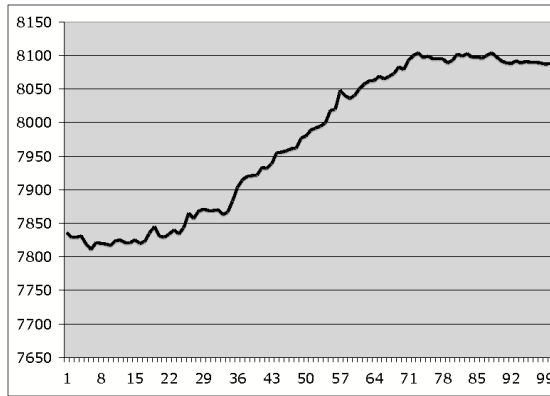


Figure 7: Total Number of Bins versus  $\delta$ : Clustered Area-Height with the EP-FFD Heuristic

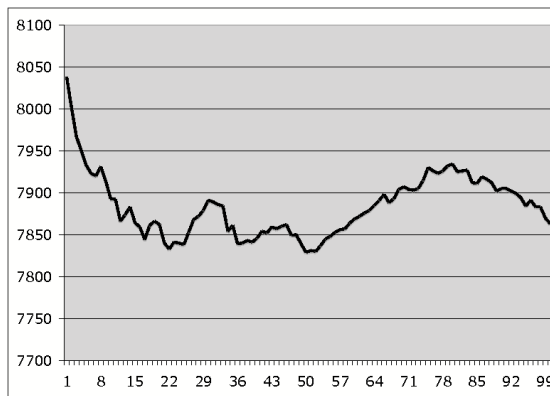


Figure 8: Total Number of Bins versus  $\delta$ : Clustered Height-Area with the EP-FFD Heuristic

Clustered area-height and height-area sorting rules require tuning the  $\delta$  parameter. Figures 7 and 8 display the results of the EP-FFD heuristic with the clustered area-

height and clustered height-area sorting rules, respectively, for varying values of  $\delta$ . In both graphs, the horizontal axis represents the  $\delta$  values, while the sum of the bins built for all 240 benchmark instances is mapped on the vertical axis. The results indicate that the EP-FFD heuristic with clustered area-height obtains its best results for  $\delta \in [5, 25]$ , while the EP-FFD procedure with clustered height-area has two optimality regions, one around  $\delta = 20$  and the other around  $\delta = 55$ . On the other hand, EP-FFD performs poorly when  $\delta$  is greater than 60, independently of the sorting rule. This is not surprising considering that, for  $\delta > 50$ , the clustering splits the items into two clusters only. Moreover, while  $\delta$  is increasing, the number of items in the first cluster increases and the sorting mainly applies the secondary rule.

The average values displayed in Table 2 seem to indicate that a better performance could be achieved by taking the best of the results obtained by the EP-FFD heuristic with Clustered Area-Height and with Clustered Height-Area. This is not true in general, as the comparison of the results instance by instance can demonstrate. Yet, this approach offers the best compromise between accuracy and computation effort and should be used.

#### 5.4 Comparing the different versions of the EP-BFD heuristic

We now turn to the results of the extensive computational experiments of the 28 versions of the EP-BFD heuristic. These variants are obtained combining the *merit functions* of Section 4.3 with and without the various item sorting rules.

The general trends are illustrated by the results obtained on instances with 200 items displayed in Table 3, which columns have the same meaning as those of Table 1. Given an instance class, each row reports the results obtained by means of FV, MP, LV, and RS merit functions. The row *Total* displays, for each combination of merit function and sorting rule, the total number of bins obtained as the sum of the results of the class instances for that combination. Each value is the average result of ten instances belonging to the same class. The results of the clustered area-height and height-area sorting rules were obtained cycling on the same instance for all the values of  $\delta \in [1, 100]$  and considering the best solution among all the  $\delta$  values. Similarly to the previous set of experiments, computational times are negligible and, thus, are not reported. In general, EP-BFD runs in less than  $10^{-2}$  seconds for the non-clustered versions and in less than half a second for the clustered versions.

The experimental results indicate that the EP-BFD heuristic providing the best results is using the *Residual Space* criterion. Indeed, using this criterion, one emulates best the mono-dimensional BFD heuristics. Consider the *Residual Space* of each *EP* as a “virtual bin”. Placing each item on the *EP* for which the difference between its dimensions and the *RS* is minimal, we reduce the waste of space resulting from the splitting of the bin volume due to the loading of the item. On the other hand, the minimization of the free volume, which seems to exactly reproduce the rule applied in mono-dimensional bin packing, yields results which are far from those of the EP-FFD procedure.

Similarly to the calibration of the EP-FFD heuristic and in order to reduce the number of iterations, we analyzed the behavior of the EP-BFD heuristic relative to the  $\delta$

| Class        | Bins | Merit      | No sort      | Height<br>Volume | Volume<br>Height | Area<br>Height | Height<br>Area | Clustered<br>Area<br>Height | Clustered<br>Height<br>Area |
|--------------|------|------------|--------------|------------------|------------------|----------------|----------------|-----------------------------|-----------------------------|
| 1            | 100  | FV         | 64.3         | 66               | 64.3             | 54.2           | 65.8           | 54.1                        | 53.9                        |
|              |      | MP         | 55.8         | 55.1             | 56               | 53.2           | 55.2           | 52.9                        | 52.3                        |
|              |      | LEV        | 55.9         | 55.1             | 56               | 53.2           | 55.2           | 52.9                        | 52.3                        |
|              |      | RS         | 55.4         | 55.1             | 55.4             | 53.3           | 55             | 52.6                        | 51.9                        |
| 4            | 100  | FV         | 126.7        | 127.7            | 126.3            | 122.9          | 127.5          | 121.7                       | 121                         |
|              |      | MP         | 119.9        | 120.2            | 119.6            | 120.3          | 120            | 119                         | 118.9                       |
|              |      | LEV        | 119.9        | 120.2            | 119.6            | 120.3          | 120            | 119                         | 118.9                       |
|              |      | RS         | 119.6        | 119.8            | 119.4            | 119.8          | 119.8          | 119                         | 118.9                       |
| 5            | 100  | FV         | 35.6         | 34.5             | 35.3             | 29.9           | 34.9           | 29.2                        | 29.5                        |
|              |      | MP         | 32.3         | 30.6             | 32.3             | 29.5           | 30.5           | 28.5                        | 28.2                        |
|              |      | LEV        | 32.5         | 30.8             | 32.6             | 29.5           | 30.6           | 28.5                        | 28.2                        |
|              |      | RS         | 31.9         | 30.7             | 32.6             | 29.2           | 30.3           | 28.4                        | 28.1                        |
| 6            | 10   | FV         | 49.3         | 47.8             | 48.9             | 41.4           | 45.8           | 40.2                        | 41.2                        |
|              |      | MP         | 44.4         | 41.7             | 44.2             | 39.3           | 39.9           | 38.6                        | 39.1                        |
|              |      | LEV        | 44.6         | 41.8             | 44.5             | 39.3           | 39.9           | 38.6                        | 39.1                        |
|              |      | RS         | 44.3         | 41               | 43.5             | 39.1           | 39.7           | 38.6                        | 38.8                        |
| 7            | 40   | FV         | 34.2         | 31.2             | 34.3             | 27.2           | 30.5           | 26.3                        | 26.4                        |
|              |      | MP         | 30.3         | 27.6             | 30.1             | 26.3           | 27.4           | 25                          | 24.8                        |
|              |      | LEV        | 30.3         | 27.7             | 30.5             | 26.3           | 27.5           | 25                          | 24.8                        |
|              |      | RS         | 30.5         | 27.2             | 30.6             | 26.1           | 26.3           | 25.1                        | 25.1                        |
| 8            | 100  | FV         | 36.1         | 36.2             | 36.2             | 34.2           | 36             | 32.6                        | 32.8                        |
|              |      | MP         | 35.5         | 34.3             | 35.6             | 32.4           | 34             | 31.4                        | 31.4                        |
|              |      | LEV        | 35.4         | 34.3             | 35.5             | 32.3           | 34             | 31.4                        | 31.3                        |
|              |      | RS         | 35.5         | 33.5             | 35.2             | 32.2           | 33.2           | 31.3                        | 31.4                        |
| <b>Total</b> |      | <b>FV</b>  | <b>346.2</b> | <b>343.4</b>     | <b>345.3</b>     | <b>309.8</b>   | <b>340.5</b>   | <b>304.1</b>                | <b>304.8</b>                |
|              |      | <b>MP</b>  | <b>318.2</b> | <b>309.5</b>     | <b>317.8</b>     | <b>301</b>     | <b>307</b>     | <b>295.4</b>                | <b>294.7</b>                |
|              |      | <b>LEV</b> | <b>318.6</b> | <b>309.9</b>     | <b>318.7</b>     | <b>300.9</b>   | <b>307.2</b>   | <b>295.4</b>                | <b>294.6</b>                |
|              |      | <b>RS</b>  | <b>317.2</b> | <b>307.3</b>     | <b>316.7</b>     | <b>299.7</b>   | <b>304.3</b>   | <b>295</b>                  | <b>294.2</b>                |

Table 3: Different Versions of EP-BFD on 200-item Problems

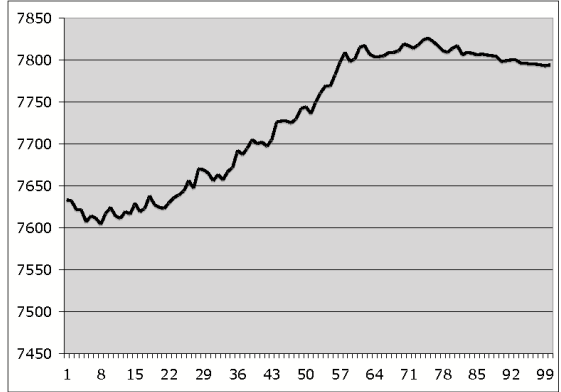


Figure 9: Total Number of Bins versus  $\delta$ : EP-BFD Heuristic with Clustered Area-Height

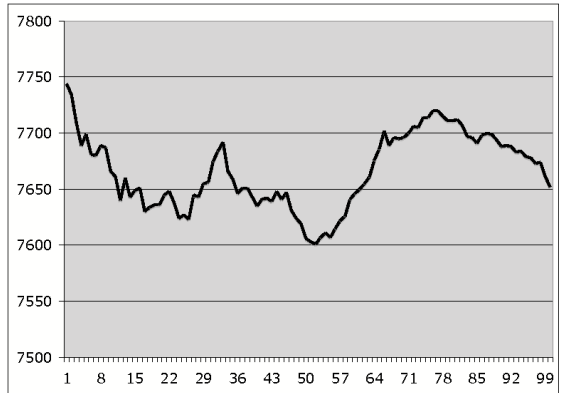


Figure 10: Total Number of Bins versus  $\delta$ : EP-BFD Heuristic with Clustered Height-Area

parameter. Given the results presented earlier in this section, we focused on the variants with Residual Space merit function and Clustered Area-Height and Clustered Height-Area sorting rules. For the former, best results were obtained for  $\delta \in [5, 15]$ , while the latter had two optimality regions, one at  $\delta \in [21, 24]$  and another at  $\delta \in [50, 57]$ . In both cases, and for the same reasons indicated for the EP-FFD heuristic, the EP-BFD procedure performs badly for  $\delta$  greater than 60. Figures 9 and 10 illustrate these results, where the values of  $\delta$  are on the horizontal axis, while the vertical axis corresponds to the values of the sum of the bins built for all 240 benchmark instances.

The versions of the EP-BFD heuristic with clustered item sorting rules outperform on average the corresponding versions without clustering. This is similar to the performance of the EP-FFD heuristic. Unlike the latter, however, the EP-BFD heuristic with clustered sorting and Residual Space merit function yields also the best results, compared to unclustered versions, when considering the single problem instances from each class. It is not possible, however, to establish a clear dominance between the two clustered

versions. Finally, comparing the FFD and BFD approaches based on the mean results, one observes a small gap between the EP-FFD heuristic and the EP-BFD procedure with Residual Space.

| Class              | Bins | n            | C-EPBFD Score | S-PACK       | MPV-BS       | HA           | MPV 1000 sec | GLS 1000 sec | LB    | Gap MPV 1000 sec | Gap GLS 1000 sec | Gap LB |
|--------------------|------|--------------|---------------|--------------|--------------|--------------|--------------|--------------|-------|------------------|------------------|--------|
| 1                  | 100  | 50           | 13.7          | 15.3         | 13.5         | 13.9         | 13.6         | 13.4         | 12.9  | 0.74%            | 2.24%            | 6.20%  |
|                    |      | 100          | 27.2          | 27.4         | 29.5         | 27.6         | 27.3         | 26.7         | 25.6  | -0.37%           | 1.87%            | 6.25%  |
|                    |      | 150          | 37.7          | 40.4         | 38           | 38.1         | 38.2         | 37           | 35.8  | -1.31%           | 1.89%            | 5.31%  |
|                    |      | 200          | 51.9          | 55.6         | 52.3         | 52.7         | 52.3         | 51.2         | 49.7  | -0.76%           | 1.37%            | 4.43%  |
| <b>Class total</b> |      | <b>130.5</b> | <b>138.7</b>  | <b>133.3</b> | <b>132.3</b> | <b>131.4</b> | <b>128.3</b> | <b>124.0</b> |       |                  |                  |        |
| 4                  | 100  | 50           | 29.4          | 29.8         | 29.4         | 29.4         | 29.4         | 29.4         | 29    | 0.00%            | 0.00%            | 1.38%  |
|                    |      | 100          | 59            | 60           | 59           | 59           | 59.1         | 59           | 58.5  | -0.17%           | 0.00%            | 0.85%  |
|                    |      | 150          | 86.8          | 87.9         | 87.3         | 86.9         | 87.2         | 86.8         | 86.4  | -0.46%           | 0.00%            | 0.46%  |
|                    |      | 200          | 118.8         | 120.3        | 119.3        | 119          | 119.5        | 119          | 118.3 | -0.59%           | -0.17%           | 0.42%  |
| <b>Class total</b> |      | <b>294.0</b> | <b>298.0</b>  | <b>295.0</b> | <b>294.3</b> | <b>295.2</b> | <b>294.2</b> | <b>292.2</b> |       |                  |                  |        |
| 5                  | 100  | 50           | 8.4           | 10.2         | 9.1          | 8.5          | 9.2          | 8.3          | 7.6   | -8.70%           | 1.20%            | 10.53% |
|                    |      | 100          | 15.1          | 17.6         | 17           | 15.1         | 17.5         | 15.1         | 14    | -13.71%          | 0.00%            | 7.86%  |
|                    |      | 150          | 21            | 24           | 23.7         | 21.4         | 24           | 20.2         | 18.8  | -12.50%          | 3.96%            | 11.70% |
|                    |      | 200          | 28.1          | 31.7         | 31.7         | 28.6         | 31.8         | 27.2         | 26    | -11.64%          | 3.31%            | 8.08%  |
| <b>Class total</b> |      | <b>72.6</b>  | <b>83.5</b>   | <b>81.5</b>  | <b>73.6</b>  | <b>82.5</b>  | <b>70.8</b>  | <b>66.4</b>  |       |                  |                  |        |
| 6                  | 10   | 50           | 10.1          | 11.2         | 11           | 10.5         | 9.8          | 9.8          | 9.4   | 3.06%            | 3.06%            | 7.45%  |
|                    |      | 100          | 19.6          | 24.5         | 22.3         | 20           | 19.4         | 19.1         | 18.4  | 1.03%            | 2.62%            | 6.52%  |
|                    |      | 150          | 29.9          | 35           | 32.4         | 30.6         | 29.6         | 29.4         | 28.5  | 1.01%            | 1.70%            | 4.91%  |
|                    |      | 200          | 38.5          | 42.3         | 40.8         | 39.1         | 38.2         | 37.7         | 36.7  | 0.79%            | 2.12%            | 4.90%  |
| <b>Class total</b> |      | <b>98.1</b>  | <b>113.0</b>  | <b>106.5</b> | <b>100.2</b> | <b>97.0</b>  | <b>96.0</b>  | <b>93.0</b>  |       |                  |                  |        |
| 7                  | 40   | 50           | 7.5           | 9.3          | 8.2          | 8            | 8.2          | 7.4          | 6.8   | -8.54%           | 1.35%            | 10.29% |
|                    |      | 100          | 13.2          | 15.3         | 13.9         | 13.3         | 15.3         | 12.3         | 11.5  | -13.73%          | 7.32%            | 14.78% |
|                    |      | 150          | 17            | 20.1         | 18.1         | 17.2         | 19.7         | 15.8         | 14.4  | -13.71%          | 7.59%            | 18.06% |
|                    |      | 200          | 25.1          | 28.7         | 28           | 25.2         | 28.1         | 23.5         | 22.7  | -10.68%          | 6.81%            | 10.57% |
| <b>Class total</b> |      | <b>62.8</b>  | <b>73.4</b>   | <b>68.2</b>  | <b>63.7</b>  | <b>71.3</b>  | <b>59.0</b>  | <b>55.4</b>  |       |                  |                  |        |
| 8                  | 100  | 50           | 9.4           | 11.3         | 9.9          | 9.9          | 10.1         | 9.2          | 8.7   | -6.93%           | 2.17%            | 8.05%  |
|                    |      | 100          | 19.5          | 21.7         | 20.2         | 19.9         | 20.2         | 18.9         | 18.4  | -3.47%           | 3.17%            | 5.98%  |
|                    |      | 150          | 25.2          | 28.3         | 26.8         | 25.7         | 27.3         | 23.9         | 22.5  | -7.69%           | 5.44%            | 12.00% |
|                    |      | 200          | 31.3          | 35           | 34           | 31.6         | 34.9         | 29.9         | 28.2  | -10.32%          | 4.68%            | 10.99% |
| <b>Class total</b> |      | <b>85.4</b>  | <b>96.3</b>   | <b>90.9</b>  | <b>87.1</b>  | <b>92.5</b>  | <b>81.9</b>  | <b>77.8</b>  |       |                  |                  |        |
| <b>Total</b>       |      | <b>743.4</b> | <b>802.9</b>  | <b>775.4</b> | <b>751.2</b> | <b>769.9</b> | <b>730.2</b> | <b>708.8</b> |       |                  |                  |        |

Table 4: C-EPBFD versus State-of-the-art Algorithms for the 3D-BP Problem

### 5.5 Results for the composite heuristics

Let’s define two composite heuristics. The first, identified as *C-EPFFD*, applies successively the EP-FFD heuristic with the two clustered sorting rules, cycling on the different values of  $\delta$ , and selects the best result. The second is identified as C-EPBFD and follows the same procedure using the EP-BFD heuristic. The results displayed in the previous tables provide the means to evaluate the relative performance of the two composite heuristics and show that C-EPBFD is always able to find solutions at least as good as those obtained by *C-EPFFD*. We therefore retain the C-EPBFD composite heuristics to address 3D-BP and 2D-BP problems.

### 5.6 The C-EPBFD heuristic versus state-of-the-art algorithms

We compared the performances of the C-EPBFD heuristic to those of the other constructive heuristics presented in Section 2, as well as to those of more complex solution



| Class              | Bins | n   | FBL            | FFF            | FBF            | AD             | FC             | KP             | HBM            | Best         | Best Bound    |
|--------------------|------|-----|----------------|----------------|----------------|----------------|----------------|----------------|----------------|--------------|---------------|
| 1                  | 10   | 20  | -16.47%        | -13.41%        | -6.58%         | -26.80%        | -21.98%        | -16.47%        | -16.47%        | 0.00%        | 0.00%         |
|                    |      | 40  | 2.26%          | -9.93%         | -8.11%         | -8.11%         | -2.16%         | 2.26%          | 1.49%          | 2.26%        | 3.82%         |
|                    |      | 60  | -0.98%         | -9.01%         | -9.42%         | -11.40%        | -4.72%         | -1.46%         | 0.50%          | 0.50%        | 2.54%         |
|                    |      | 80  | -5.48%         | -6.76%         | -8.31%         | -6.44%         | -4.50%         | -3.83%         | 0.73%          | 0.73%        | 0.73%         |
|                    |      | 100 | -4.14%         | -4.14%         | -8.47%         | -3.57%         | -2.41%         | -1.82%         | 1.25%          | 1.89%        | 2.21%         |
| <b>Class total</b> |      |     | <b>-4.09%</b>  | <b>-7.35%</b>  | <b>-8.44%</b>  | <b>-8.61%</b>  | <b>-5.08%</b>  | <b>-2.98%</b>  | <b>-0.49%</b>  | <b>1.20%</b> | <b>1.92%</b>  |
| 2                  | 30   | 20  | -52.38%        | -9.09%         | -50.00%        | -50.00%        | -66.67%        | -67.74%        | -67.74%        | 0.00%        | 0.00%         |
|                    |      | 40  | 0.00%          | 0.00%          | -37.50%        | 0.00%          | 0.00%          | 0.00%          | 5.26%          | 5.26%        | 5.26%         |
|                    |      | 60  | -10.34%        | -10.34%        | -48.00%        | -3.70%         | -10.34%        | -10.34%        | 4.00%          | 4.00%        | 4.00%         |
|                    |      | 80  | 6.45%          | -2.94%         | -52.17%        | -2.94%         | -2.94%         | -2.94%         | 3.12%          | 6.45%        | 6.45%         |
|                    |      | 100 | 2.56%          | 0.00%          | -54.02%        | 0.00%          | 0.00%          | 0.00%          | 2.56%          | 2.56%        | 2.56%         |
| <b>Class total</b> |      |     | <b>-7.86%</b>  | <b>-3.73%</b>  | <b>-50.00%</b> | <b>-8.51%</b>  | <b>-15.69%</b> | <b>-16.23%</b> | <b>-11.64%</b> | <b>4.03%</b> | <b>4.03%</b>  |
| 3                  | 40   | 20  | -7.02%         | -11.67%        | -8.62%         | -11.67%        | -11.67%        | -7.02%         | -3.64%         | 3.92%        | 3.92%         |
|                    |      | 40  | 2.11%          | -9.35%         | -11.01%        | -5.83%         | -2.02%         | 4.30%          | 2.11%          | 4.30%        | 5.43%         |
|                    |      | 60  | -4.05%         | -12.35%        | -14.97%        | -11.80%        | -2.74%         | -2.07%         | -2.74%         | 1.43%        | 4.41%         |
|                    |      | 80  | -7.08%         | -10.45%        | -13.97%        | -10.45%        | -2.48%         | -2.96%         | 4.23%          | 4.23%        | 5.35%         |
|                    |      | 100 | -7.26%         | -9.09%         | -13.21%        | -10.16%        | -2.95%         | -2.95%         | 2.22%          | 2.22%        | 4.07%         |
| <b>Class total</b> |      |     | <b>-5.39%</b>  | <b>-10.35%</b> | <b>-13.16%</b> | <b>-10.13%</b> | <b>-3.36%</b>  | <b>-2.18%</b>  | <b>1.27%</b>   | <b>3.01%</b> | <b>4.66%</b>  |
| 4                  | 100  | 20  | -23.08%        | 0.00%          | -44.44%        | -56.52%        | -54.55%        | -28.57%        | -28.57%        | 0.00%        | 0.00%         |
|                    |      | 40  | -93.33%        | 0.00%          | -33.33%        | 5.26%          | -93.33%        | -93.33%        | -93.10%        | 5.26%        | 5.26%         |
|                    |      | 60  | -69.05%        | -3.70%         | -43.48%        | -7.14%         | -69.05%        | -69.05%        | -68.29%        | 4.00%        | 13.04%        |
|                    |      | 80  | -2.94%         | 0.00%          | -46.77%        | -5.71%         | -2.94%         | -2.94%         | 0.00%          | 3.12%        | 10.00%        |
|                    |      | 100 | 5.00%          | 5.00%          | -48.15%        | 10.53%         | 5.00%          | 5.00%          | 5.00%          | 10.53%       | 13.51%        |
| <b>Class total</b> |      |     | <b>-72.19%</b> | <b>0.77%</b>   | <b>-44.73%</b> | <b>-8.39%</b>  | <b>-72.71%</b> | <b>-72.25%</b> | <b>-71.46%</b> | <b>5.65%</b> | <b>10.08%</b> |
| 5                  | 100  | 20  | -4.41%         | -2.99%         | -5.80%         | -4.41%         | -4.41%         | -4.41%         | 0.00%          | 0.00%        | 0.00%         |
|                    |      | 40  | 1.68%          | -7.63%         | -7.63%         | -9.70%         | -4.72%         | -4.72%         | 1.68%          | 1.68%        | 4.31%         |
|                    |      | 60  | -5.70%         | -7.14%         | -6.67%         | -6.67%         | -4.21%         | -1.09%         | 0.55%          | 1.11%        | 1.68%         |
|                    |      | 80  | -5.66%         | -9.75%         | -11.66%        | -16.11%        | -2.72%         | -2.34%         | 1.21%          | 1.21%        | 3.73%         |
|                    |      | 100 | -3.02%         | -10.53%        | -11.89%        | -12.69%        | -2.69%         | -2.36%         | 3.58%          | 3.58%        | 3.58%         |
| <b>Class total</b> |      |     | <b>-3.82%</b>  | <b>-8.75%</b>  | <b>-8.84%</b>  | <b>-11.60%</b> | <b>-3.41%</b>  | <b>-1.95%</b>  | <b>1.80%</b>   | <b>1.91%</b> | <b>3.07%</b>  |
| 6                  | 300  | 20  | -96.55%        | 0.00%          | -44.44%        | -97.22%        | -97.22%        | -97.14%        | -96.43%        | 0.00%        | 0.00%         |
|                    |      | 40  | -59.57%        | 0.00%          | -32.14%        | -64.81%        | -64.81%        | -64.15%        | -56.82%        | 11.76%       | 26.67%        |
|                    |      | 60  | -23.33%        | 4.55%          | -47.73%        | -23.33%        | -23.33%        | -23.33%        | 9.52%          | 9.52%        | 9.52%         |
|                    |      | 80  | 0.00%          | 0.00%          | -48.28%        | 0.00%          | 0.00%          | 0.00%          | 0.00%          | 0.00%        | 0.00%         |
|                    |      | 100 | -7.69%         | 2.86%          | -50.68%        | -2.70%         | -7.69%         | -7.69%         | -5.26%         | 5.88%        | 12.50%        |
| <b>Class total</b> |      |     | <b>-72.94%</b> | <b>1.72%</b>   | <b>-46.61%</b> | <b>-76.91%</b> | <b>-77.00%</b> | <b>-76.49%</b> | <b>-71.43%</b> | <b>5.36%</b> | <b>9.26%</b>  |
| 7                  | 100  | 20  | -3.45%         | -11.11%        | -3.45%         | -12.50%        | -11.11%        | -6.67%         | 0.00%          | 1.82%        | 1.82%         |
|                    |      | 40  | -0.88%         | -6.61%         | -5.04%         | -6.61%         | -4.24%         | 0.89%          | 0.89%          | 1.80%        | 3.67%         |
|                    |      | 60  | -7.47%         | -8.52%         | -9.55%         | -11.05%        | -6.40%         | -4.17%         | -3.01%         | 0.63%        | 3.21%         |
|                    |      | 80  | -3.33%         | -9.73%         | -10.77%        | -13.43%        | -1.69%         | -1.69%         | 1.75%          | 1.75%        | 3.57%         |
|                    |      | 100 | -3.17%         | -7.09%         | -6.78%         | -8.33%         | -2.14%         | -1.79%         | -1.08%         | 0.36%        | 2.23%         |
| <b>Class total</b> |      |     | <b>-3.79%</b>  | <b>-8.32%</b>  | <b>-8.02%</b>  | <b>-10.39%</b> | <b>-3.79%</b>  | <b>-2.22%</b>  | <b>-0.36%</b>  | <b>1.09%</b> | <b>2.95%</b>  |
| 8                  | 100  | 20  | -47.32%        | -7.81%         | -1.67%         | -6.35%         | -48.25%        | -47.32%        | -43.27%        | 1.72%        | 1.72%         |
|                    |      | 40  | -0.86%         | -7.26%         | -3.36%         | -8.00%         | -10.16%        | -3.36%         | -4.17%         | 1.77%        | 2.68%         |
|                    |      | 60  | 0.62%          | -6.86%         | -6.86%         | -11.89%        | -4.12%         | -2.40%         | 0.62%          | 0.62%        | 2.52%         |
|                    |      | 80  | -1.30%         | -6.58%         | -6.20%         | -8.10%         | -2.99%         | -0.87%         | 0.44%          | 0.89%        | 1.79%         |
|                    |      | 100 | -3.45%         | -8.79%         | -7.89%         | -11.67%        | -2.78%         | -0.71%         | -2.44%         | 0.00%        | 2.19%         |
| <b>Class total</b> |      |     | <b>-7.25%</b>  | <b>-7.56%</b>  | <b>-6.22%</b>  | <b>-9.93%</b>  | <b>-9.64%</b>  | <b>-7.15%</b>  | <b>-6.12%</b>  | <b>0.72%</b> | <b>2.18%</b>  |
| 9                  | 100  | 20  | -57.94%        | -60.28%        | 0.00%          | -64.25%        | -57.94%        | -56.67%        | -56.67%        | 0.00%        | 0.00%         |
|                    |      | 40  | -10.61%        | -15.24%        | 0.00%          | -20.11%        | -12.58%        | -9.15%         | -15.76%        | 0.00%        | 0.00%         |
|                    |      | 60  | -0.91%         | -5.21%         | 0.00%          | -5.21%         | -5.21%         | -0.91%         | -0.46%         | 0.00%        | 0.00%         |
|                    |      | 80  | 0.00%          | 0.00%          | 0.00%          | 0.00%          | 0.00%          | 0.00%          | 0.00%          | 0.00%        | 0.00%         |
|                    |      | 100 | -3.47%         | -4.53%         | 0.00%          | -4.53%         | -4.53%         | -3.47%         | -1.00%         | 0.00%        | 0.00%         |
| <b>Class total</b> |      |     | <b>-10.84%</b> | <b>-13.20%</b> | <b>0.00%</b>   | <b>-15.27%</b> | <b>-12.13%</b> | <b>-10.28%</b> | <b>-10.43%</b> | <b>0.00%</b> | <b>0.00%</b>  |
| 10                 | 100  | 20  | -76.50%        | -15.69%        | -14.00%        | -10.42%        | -76.50%        | -76.50%        | -84.25%        | 0.00%        | 2.38%         |
|                    |      | 40  | -1.33%         | -13.95%        | -19.57%        | -8.64%         | -5.13%         | -2.63%         | -2.63%         | 0.00%        | 0.00%         |
|                    |      | 60  | -5.41%         | -13.93%        | -23.91%        | -13.22%        | -4.55%         | -5.41%         | -4.55%         | 1.94%        | 7.14%         |
|                    |      | 80  | -3.62%         | -17.39%        | -21.30%        | -18.40%        | -2.21%         | -2.92%         | 2.31%          | 2.31%        | 8.13%         |
|                    |      | 100 | -3.53%         | -14.58%        | -21.53%        | -13.68%        | -1.80%         | -0.61%         | 1.86%          | 1.86%        | 7.19%         |
| <b>Class total</b> |      |     | <b>-23.34%</b> | <b>-15.20%</b> | <b>-21.12%</b> | <b>-13.93%</b> | <b>-23.00%</b> | <b>-22.77%</b> | <b>-30.80%</b> | <b>1.57%</b> | <b>5.92%</b>  |
| <b>Total</b>       |      |     | <b>-14.75%</b> | <b>-9.78%</b>  | <b>-10.57%</b> | <b>-15.79%</b> | <b>-16.24%</b> | <b>-14.69%</b> | <b>-12.82%</b> | <b>1.24%</b> | <b>2.33%</b>  |

Table 5: Percentage comparison of the C-EPBFD versus State-of-the-art Heuristics for the 2D-BP Problem (in %)

methods, meta-heuristics and Branch & Bound-based algorithms. We also applied the C-EPBFD heuristic to the *2D-BP* problem and compared its performance to that of the constructive heuristics developed explicitly for the *2D-BP* problem.

Algorithms *GLS* [9] and *HA* [19] were coded in C and run on a Digital 500 workstation with a 500 MHz CPU. Algorithms *S-Pack*, *MPV-BS*, and *MPV* [21] were coded in C and tested on a Pentium4 2000 MHz CPU. For *MPV* a time limit of 1000 seconds was imposed for each instance. The results of *GLS* are taken from the literature and were obtained with a time limit of 1000 seconds for each instance on a Digital 500 workstation CPU (equivalent to 300 seconds on the Pentium4 2000 MHz CPU, according to the SPEC CPU2000 benchmarks published in [28]).

The results for the three-dimensional case are summarized in Table 4. The instance type, bin dimensions, and the number of items are given in the first column, while the second displays the mean results of the C-EPBFD heuristic. The mean results obtained by the *S-Pack* [21], *MPV-BS* [21], and *HA* [19] constructive heuristics are displayed in columns 3, 4, and 5, respectively, while columns 6, 7, and 8 display, respectively, the results obtained by *MPV*, the *Branch and Bound* proposed by Martello, Pisinger, and Vigo [21], *GLS*, the meta-heuristic algorithm by Faroe, Pisinger, and Zachariasen [9], and  $L_B$ , the lower bound proposed by Boschetti [4]. Finally, columns 9, 10, and 11 display the gaps of the mean solutions obtained by C-EPBFD relative to those of *MPV*, *GLS*, and  $L_B$ , respectively. The gaps were computed as  $(mean_{C-EPBFD} - mean_o)/mean_o$ , where, for a given set of problem instances,  $mean_{C-EPBFD}$  and  $mean_o$  are the mean values obtained by the C-EPBFD heuristics and the method compared to, respectively. A negative value signals that C-EPBFD yielded a better mean value. For each class of instances, the row *Class total* reports the number of bins obtained as the sum of the results of the class instances. The last row of the table displays the total number of bins used, computed as the sum of the *Class total* values in the column.

These results show that C-EPBFD achieves better results than the other constructive heuristics. Moreover, it also obtains better results than those of the *Branch and Bound* *MPV*. The *GLS* meta-heuristic algorithm obtains better results than our method but the gaps are less than 2% with a computational effort of half a second in the worst case against 1000 seconds needed by *MPV* and *GLS*. Furthermore, the gaps between the lower bound and the results of our method are quite small (less than 5%). In particular in Class IV, the gap is less than 1%. This is the class where the majority of the items are bigger than half bin, so the value of the lower bound is tight to the optimal one and, in Class IV, C-EPBFD improves the results of *GLS*. This performance is the more remarkable given that the C-EPBFD solutions were obtained within a computational effort three orders of magnitude smaller than both *MPV* and *GLS*.

The C-EPBFD heuristic was tested also on *2D-BP* problem instances. The results are summarized in Table 5 as relative gaps, in %, between the C-EPBFD heuristic we propose and the heuristics enumerated in the following. The gap was computed as  $(mean_{C-EPBFD} - mean_o)/mean_o$  where, for a given set of problem instances,  $mean_{C-EPBFD}$  and  $mean_o$  represent the mean values obtained by C-EPBFD and the method it is compared to, respectively. A negative value signals a better performance

of the C-EPBFD heuristic. The instance type, bin dimensions, and the number of items are given in the first column, while columns 2 to 8 present the results for the constructive heuristics in the literature (see [25] for a detailed presentation of the heuristics):

- Greedy procedures:
  - *Finite Bottom Left* (FBL), *Finite First Fit* (FFF), and *Finite Best Fit* (FBF), proposed by Berkey and Wang [3];
  - *Alternate Directions* (AD), proposed by Lodi, Martello, and Vigo [18].
- Constructive heuristics
  - *Floor Ceiling* (FC) and *Knapsack Packing* (KP), proposed by Lodi, Martello, and Vigo [17, 18];
  - *HBM*, proposed by Boschetti and Mingozzi [5], limited to 250 iterations.

All the heuristics were coded in Fortran [25]. Column 9 (*Best*) displays the minimum value of the results of the seven heuristics, while column 10 presents the value of the best lower bound. For each class of instances, the row *Class total* reports the overall class performances, while the row *Total* displays the performances by considering the bins used in the total number of instances.

The figures displayed in Table 5 show that these best heuristics for the *2D-BP* problem present a high variability of results relative to the problem class. To obtain more stable results, the seven heuristics must be executed and the best result chosen (column 9). Compared to each of the seven heuristics individually, the C-EPBFD heuristic builds the minimum number of bins, decreasing the total number of bins between 9 and 15%. Even when compared to the composite heuristic that takes the best solution of the seven heuristics, the performance is impressive, the gap being around 1% only. And this is achieved without tailoring the method for 2D instances.

In the 2D case, the heuristic we propose is offering the best overall mean results when compared to each existing heuristics and is the only one that is effective for all the classes of test instances.

Thus, the C-EPBFD heuristic offers the best performance among existing heuristics for both the *3D-BP* and the *2D-BP* problems. Moreover, it is comparable to more computational expensive methods as Tabu Search, Branch & Bound and *GLS*.

## 6 Conclusions

We introduced the Extreme Points, a new definition for the points where to place an item in a three-dimensional container, and applied this idea to the *3D-BP* problem. The new definition allows, with a negligible computational effort, to better exploit the bin volumes compared to the definitions currently used in the literature. We also derived a new heuristic algorithm, called C-EPBFD, which integrates the Extreme Point placement concept. Extensive experimental results indicate that the C-EPBFD algorithm requires

negligible computational efforts and yields better results compared not only to all existing constructive heuristics for the  $3D$ -BP problem, but also to more complex methods such as the Branch & Bound by Martello, Pisinger, and Vigo [21]. Moreover, the same algorithm applied to the  $2D$ -BP problem yields results that outperform those of the existing constructive heuristics. Thus, C-EPBFD can be considered as the current best constructive heuristics for the multi-dimensional Bin Packing problem. Notice, finally, that item rotation can be easily introduced in the proposed algorithms by duplicating each item once for each possible rotation and adding a constraint on the mutual exclusion of the duplicates. This would imply small changes in the code without additional computational effort.

## 7 Acknowledgments

This project has been partially supported by the Ministero dell'Università e della Ricerca (MUR), under the Progetto di Ricerca di Interesse Nazionale (PRIN) 2005 "Sistemi di Infomobilità e Distribuzione Merci in Aree Metropolitane" and by the Natural Sciences and Engineering Research Council of Canada through its Discovery Research Grant program.

While working on this project, Prof. T.G. Crainic was Adjunct Professor at the Département d'informatique et de recherche opérationnelle of the Université de Montréal, as well as at Molde University College, Molde, Norway.

The authors wish to thank Professor Paolo Toth and Dr. Michele Monaci for their support and for providing their implementation of the  $2D$  heuristics.

## References

- [1] R. Baldacci and M. A. Boschetti. A cutting plane approach for the two-dimensional orthogonal non guillotine cutting stock problem. *European Journal of Operational Research*, doi 10.1016/j.ejor.2005.11.060, forthcoming.
- [2] J. E. Beasley. An exact two-dimensional non-guillotine cutting stock tree search procedure. *Operations Research*, 33:49–64, 1985.
- [3] J. O. Berkey and P. Y. Wang. Two dimensional finite bin packing algorithms. *Journal of the Operational Research Society*, 38:423–429, 1987.
- [4] M. A. Boschetti. New lower bounds for the finite three-dimensional bin packing problem. *Discrete Applied Mathematics*, 140:241–258, 2004.
- [5] M. A. Boschetti and A. Mingozzi. The two-dimensional finite bin-packing problem. part II: new lower and upper bounds. *JOR*, 1:135–147, 2003.
- [6] F. K. R. Chung, M. R. Garey, and D. S. Johnson. On packing two-dimensional bins. *SIAM - Journal of Algebraic and Discrete Methods*, 3(1):66–76, 1982.

- [7] T. G. Crainic, G. Perboli, and R. Tadei. TS<sup>2</sup>PACK: A two-stage tabu search heuristic for the three-dimensional bin packing problem. Technical Report OR/2005/1, available at <http://www.orgroup.polito.it/Research/Research.html>, Politecnico di Torino, 2005.
- [8] E. den Boef, J. Korst, S. Martello, D. Pisinger, and D. Vigo. Erratum to "the three-dimensional bin packing problem": Robot-packable and orthogonal variants of packing problems. *Operations Research*, 53(4):735–736, 2005.
- [9] O. Faroe, D. Pisinger, and M. Zachariassen. Guided local search for the three-dimensional bin packing problem. *INFORMS, Journal on Computing*, 15(3):267–283, 2003.
- [10] S. P. Fekete and J. Schepers. A new exact algorithm for general orthogonal d-dimensional knapsack problems. *ESA '97, Springer Lecture Notes in Computer Science*, 1284:144–156, 1997.
- [11] S. P. Fekete and J. Schepers. New classes of lower bounds for bin packing problems. *Mathematical Programming*, 91(1):11–31, 2001.
- [12] J. A. George and D. F. Robinson. A heuristic for packing boxes into a container. *Computers and Operations Research*, 7:147–156, 1980.
- [13] P. C. Gilmore and R. E. Gomory. Multistage cutting problems of two and more dimensions. *Operations Research*, 13:94–119, 1965.
- [14] E. Hadjiconstantinou and N. Christofides. An exact algorithm for general, orthogonal, two-dimensional knapsack problems. *European Journal of Operational Research*, 83:39–56, 1995.
- [15] D. S. Johnson. *Near-Optimal bin packing algorithms*. PhD thesis, Dept. of Mathematics, M.I.T., Cambridge, MA, 1973.
- [16] A. Lodi, S. Martello, and M. Monaci. Two-dimensional packing problems: a survey. *European Journal of Operational Research*, 141:241–252, 2002.
- [17] A. Lodi, S. Martello, and D. Vigo. Approximation algorithms for the oriented two-dimensional bin packing problem. *European Journal of Operational Research*, 112:158–166, 1999.
- [18] A. Lodi, S. Martello, and D. Vigo. Heuristic and metaheuristic approaches for a class of two-dimensional bin packing problems. *INFORMS Journal on Computing*, 11:345–357, 1999.
- [19] A. Lodi, S. Martello, and D. Vigo. Heuristic algorithms for the three-dimensional bin packing problem. *European Journal of Operational Research*, 141:410–420, 2002.

- [20] A. Lodi, S. Martello, and D. Vigo. Tspack: A unified tabu search code for multi-dimensional bin packing problems. *Annals of Operations Research*, 131:203–213, 2004.
- [21] S. Martello, D. Pisinger, and D. Vigo. The three-dimensional bin packing problem. *Operations Research*, 48(2):256–267, 2000.
- [22] S. Martello, D. Pisinger, D. Vigo, E. den Boef, and J. Korst. Algorithms for general and robot-packable variants of the three-dimensional bin packing problem. *ACM Transactions on Mathematical Software*, 33, 2007.
- [23] S. Martello and P. Toth. *Knapsack Problems - Algorithms and computer implementations*. John Wiley & Sons, Chichester, UK, 1990.
- [24] S. Martello and D. Vigo. Exact solution of the finite two dimensional bin packing problem. *Management Science*, 44(44):388–399, 1998.
- [25] M. Monaci and P. Toth. A set-covering based heuristic approach for bin-packing problems. *INFORMS Journal on Computing*, 18:71–85, 2006.
- [26] G. Perboli. *Bounds and heuristics for the Packing Problems*. PhD thesis, Politecnico di Torino, available at <http://www.orgroup.polito.it/People/perboli/phd-thesis.pdf>, 2002.
- [27] D. Pisinger. Heuristics for the container loading problem. *European Journal of Operational Research*, 141:382–392, 2002.
- [28] Standard Performance Evaluation Corporation. SPEC CPU2000 benchmarks. <http://www.spec.org/cpu2000/results/>.

## Appendix I - Pseudo-codes

---

**Algorithm 1** Update\_3DEPL
 

---

**Input**  $I$  : Items already in the 3D bin;

**Input**  $3DEPL$  : List of the Extreme Points corresponding to the items in  $I$ ;

**Input**  $k$  : Item to be added to the packing in position  $(x_k, y_k, z_k)$ .

*CanTakeProjection* : function returning **true** if an *EP*  $k$  lie on the side of an item  $k$

$maxBound[6] = [-1, -1, -1, -1, -1, -1]$

**for all**  $i \in I$  **do**

**if** *CanTakeProjection*( $k, i, Y_X$ ) **and**  $(x_i + w_i > maxBound[Y_X])$  **then**

$neweps[Y_X] = (x_i + w_i, y_k + d_k, z_k)$

$maxBound[Y_X] = x_i + w_i$

**end if**

**if** *CanTakeProjection*( $k, i, Y_Z$ ) **and**  $(z_i + h_i > maxBound[Y_Z])$  **then**

$neweps[Y_Z] = (x_k, y_k + d_k, z_i + h_i)$

$maxBound[Y_Z] = z_i + h_i$

**end if**

**if** *CanTakeProjection*( $k, i, X_Y$ ) **and**  $(y_i + d_i > maxBound[X_Y])$  **then**

$neweps[X_Y] = (x_k + w_k, y_i + d_i, z_k)$

$maxBound[X_Y] = y_i + d_i$

**end if**

**if** *CanTakeProjection*( $k, i, X_Z$ ) **and**  $(z_i + h_i > maxBound[X_Z])$  **then**

$neweps[X_Z] = (x_k + w_k, y_k, z_i + h_i)$

$maxBound[X_Z] = z_i + h_i$

**end if**

**if** *CanTakeProjection*( $k, i, Z_X$ ) **and**  $(x_i + w_i > maxBound[Z_X])$  **then**

$neweps[Z_X] = (x_i + w_i, y_k, z_k + h_k)$

$maxBound[Z_X] = x_i + w_i$

**end if**

**if** *CanTakeProjection*( $k, i, Z_Y$ ) **and**  $(y_i + d_i > maxBound[Z_Y])$  **then**

$neweps[Z_Y] = (x_k, y_i + d_i, z_k + h_k)$

$maxBound[Z_Y] = y_i + d_i$

**end if**

**end for**

**for all**  $EP \in neweps[]$  **do**

$3DEPL = 3DEPL \cup \{EP\}$

**end for**

Order the  $3DEPL$  by non-decreasing order of  $z, y, x$  deleting the duplicated EPs.

**return**  $3DEPL$

---

---

**Algorithm 2** UpdateResidualSpace

---

**Input**  $nItem$  : The new item just accommodated into the bin

**Input**  $3DEPL$  : List of the EPs of the bin

```

for all  $EP \in 3DEPL$  do
  if  $(z_{EP} \geq z_{nItem})$  and  $(z_{EP} < z_{nItem} + h_{nItem})$  then
    if  $(x_{EP} \leq x_{nItem})$  and  $(isOnSide(nItem, Y))$  then
       $EP_{RS}^x = \min(EP_{RS}^x, x_{nItem} - x_{EP})$ 
    end if
    if  $(y_{EP} \leq y_{nItem})$  and  $(isOnSide(EP, nItem, X))$  then
       $EP_{RS}^y = \min(EP_{RS}^y, y_{nItem} - y_{EP})$ 
    end if
  end if
  if  $(z_{EP} \leq z_{nItem})$  and  $(isOnSide(nItem, XY))$  then
     $EP_{RS}^z = \min(EP_{RS}^z, z_{nItem} - z_{EP})$ 
  end if
end for

```

---